



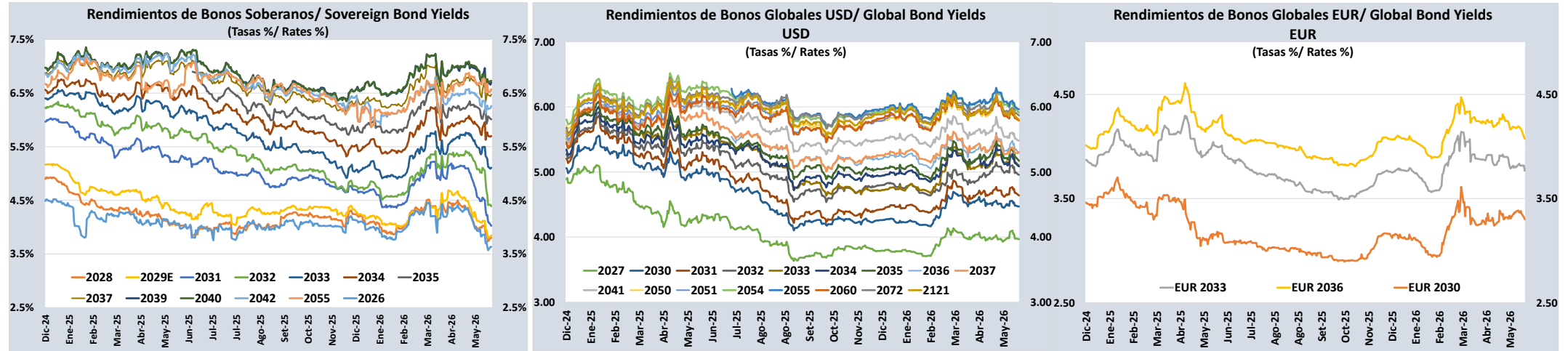
PERU: REPORTE DIARIO / DAILY REPORT

16/06/2026

Bonos soberanos / Sovereign bonds

| Bonos* / Bonds            |              |                     |                                           | Saldo vigente | Cupón / Coupon (%) | Precio / Price             |                    |             |                                | Rendimiento / Yield                      |                    |      |                                | N° Operaciones del día / No. Day Operations | Última Negociación*** / Last trade     |            | Duración / Duration | Duración Modificada | Vida media / Average |
|---------------------------|--------------|---------------------|-------------------------------------------|---------------|--------------------|----------------------------|--------------------|-------------|--------------------------------|------------------------------------------|--------------------|------|--------------------------------|---------------------------------------------|----------------------------------------|------------|---------------------|---------------------|----------------------|
| Descripción / Description | ISIN         | Nemónico / Mnemonic | Intereses corridos / Accrued Interest (%) |               |                    | Millones S. / Millions PEN | Postura / Position |             | Última neg. / Last trading day | Prom. ponderado** / Weighted average (%) | Postura / Position |      | Última neg. / Last trading day |                                             | Prom. ponderado / Weighted average (%) | Día / Date |                     |                     |                      |
|                           |              |                     |                                           | Compra / Bid  | Venta / Ask        |                            | Compra / Bid       | Venta / Ask |                                |                                          |                    |      |                                |                                             |                                        |            |                     |                     |                      |
| 12-Ago-26                 | PEP01000C0J9 | SB12AGO26           | 2,81                                      | 1 446         | 8,200              | -                          | -                  | -           | 100,7048                       | -                                        | -                  | -    | 3,6322                         | -                                           | 11-Jun-26                              | 1          | 0,16                | 0,15                | 0,16                 |
| 12-Ago-28                 | PEP01000C5D1 | SB12AGO28           | 2,18                                      | 2 804         | 6,350              | 105,06                     | 105,38             | 105,17      | 105,1857                       | 3,85                                     | 3,70               | 3,80 | 3,8000                         | 5                                           | 16-Jun-26                              | 10         | 2,04                | 1,97                | 2,16                 |
| 12-Feb-29                 | PEP01000C5F6 | SB12FEB29E          | 2,03                                      | 8 025         | 5,940              | 105,15                     | 105,40             | 105,15      | 105,1709                       | 3,85                                     | 3,75               | 3,85 | 3,8462                         | 45                                          | 16-Jun-26                              | 113        | 2,50                | 2,40                | 2,66                 |
| 12-Ago-31                 | PEP01000C4G7 | SB12AGO31           | 2,38                                      | 14 560        | 6,950              | -                          | -                  | -           | 113,4050                       | -                                        | -                  | -    | 4,0250                         | -                                           | 15-Jun-26                              | 5          | 4,45                | 4,27                | 5,16                 |
| 12-Ago-32                 | PEP01000C5E9 | SB12AGO32           | 2,11                                      | 22 072        | 6,150              | -                          | -                  | -           | 109,3033                       | -                                        | -                  | -    | 4,3900                         | -                                           | 16-Jun-26                              | 0          | 5,24                | 5,02                | 6,16                 |
| 12-Ago-33                 | PEP01000C5I0 | SB12AGO33           | 2,50                                      | 24 199        | 7,300              | 112,71                     | 112,90             | 112,85      | 112,9147                       | 5,14                                     | 5,11               | 5,12 | 5,1097                         | 8                                           | 16-Jun-26                              | 62         | 5,76                | 5,48                | 7,16                 |
| 12-Ago-34                 | PEP01000C5G4 | SB12AGO34           | 1,85                                      | 24 259        | 5,400              | 97,77                      | 98,03              | 98,03       | 98,0328                        | 5,74                                     | 5,70               | 5,70 | 5,7001                         | 25                                          | 16-Jun-26                              | 111        | 6,66                | 6,30                | 8,16                 |
| 12-Ago-35                 | PEP01000C5K6 | SB12AGO35           | 2,35                                      | 24 723        | 6,850              | 104,50                     | 105,63             | 105,56      | 105,6465                       | 6,20                                     | 6,04               | 6,05 | 6,0379                         | 19                                          | 16-Jun-26                              | 38         | 6,97                | 6,57                | 9,16                 |
| 12-Ago-37                 | PEP01000C2Z1 | SB12AGO37           | 2,36                                      | 23 587        | 6,900              | 103,19                     | 103,69             | 103,34      | 103,3905                       | 6,50                                     | 6,44               | 6,48 | 6,4743                         | 12                                          | 16-Jun-26                              | 49         | 7,96                | 7,47                | 11,16                |
| 12-Ago-39                 | PEP01000C5J8 | SB12AGO39           | 2,60                                      | 19 745        | 7,600              | 106,98                     | 108,20             | 107,87      | 107,8826                       | 6,80                                     | 6,66               | 6,70 | 6,6994                         | 7                                           | 16-Jun-26                              | 46         | 8,65                | 8,10                | 13,16                |
| 12-Ago-40                 | PEP01000C5H2 | SB12AGO40           | 1,83                                      | 12 836        | 5,350              | -                          | -                  | -           | 87,6108                        | -                                        | -                  | -    | 6,7300                         | -                                           | 15-Jun-26                              | 40         | 9,73                | 9,12                | 14,16                |
| 12-Feb-42                 | PEP01000C4L7 | SB12FEB42           | 2,35                                      | 5 040         | 6,850              | -                          | -                  | -           | 105,8460                       | -                                        | -                  | -    | 6,2605                         | -                                           | 22-May-26                              | 2          | 9,94                | 9,36                | 15,66                |
| 12-Feb-55                 | PEP01000C4S2 | SB12FEB55           | 2,30                                      | 3 543         | 6,714              | -                          | -                  | -           | 101,9274                       | -                                        | -                  | -    | 6,5714                         | -                                           | 16-Jun-26                              | 0,1        | 13,11               | 12,30               | 28,66                |
| 12-Feb-30                 | PEP01000C4U8 | SB12FEB30           | 0,99                                      | 115           | 2,89%+VAC          | -                          | -                  | -           | 104,5574                       | -                                        | -                  | -    | 1,5829                         | -                                           | 18-Ago-23                              | 20         | 3,52                | 3,47                | 3,66                 |
| 31-Ene-35                 | PEP01000C85  | SB31ENE35           | 2,78                                      | 1 796         | 7,39%+VAC          | -                          | -                  | -           | 129,7392                       | -                                        | -                  | -    | 3,3621                         | -                                           | 17-Dic-24                              | 1          | 6,78                | 6,56                | 8,63                 |
| 12-Feb-40                 | PEP01000C4V6 | SB12FEB40           | 1,08                                      | 607           | 3,14%+VAC          | -                          | -                  | -           | 90,0775                        | -                                        | -                  | -    | 4,0775                         | -                                           | 8-May-26                               | 7          | 11,08               | 10,65               | 13,66                |
| 12-Ago-46                 | PEP01000C1S8 | SB12AGO46           | 1,31                                      | 1 329         | 3,83%+VAC          | -                          | -                  | -           | 103,1922                       | -                                        | -                  | -    | 3,5849                         | -                                           | 11-Oct-24                              | 52         | 14,36               | 13,86               | 20,16                |
| 12-Feb-54                 | PEP01000C4T0 | SB12FEB54           | 1,12                                      | 2 654         | 3,26%+VAC          | -                          | -                  | -           | 94,1502                        | -                                        | -                  | -    | 3,5815                         | -                                           | 10-Abr-26                              | 2          | 18,15               | 17,52               | 27,66                |

Nota: Precios y rendimientos calculados de acuerdo a los criterios establecidos en el Manual de Valorización de Títulos de Tesoro Público, donde: Negociado (negro), Cotizado (naranja), Valorizado (verde) o Subasta (azul).  
 Note: Prices and returns calculated according to the criteria established in the Manual for the Valuation of Public Treasury Securities, where: Negotiated (black), Listed (orange), Valued (green) or Auction (blue).



Fuente/Source: MEF, BCRP, BLOOMBERG, DATATEC.

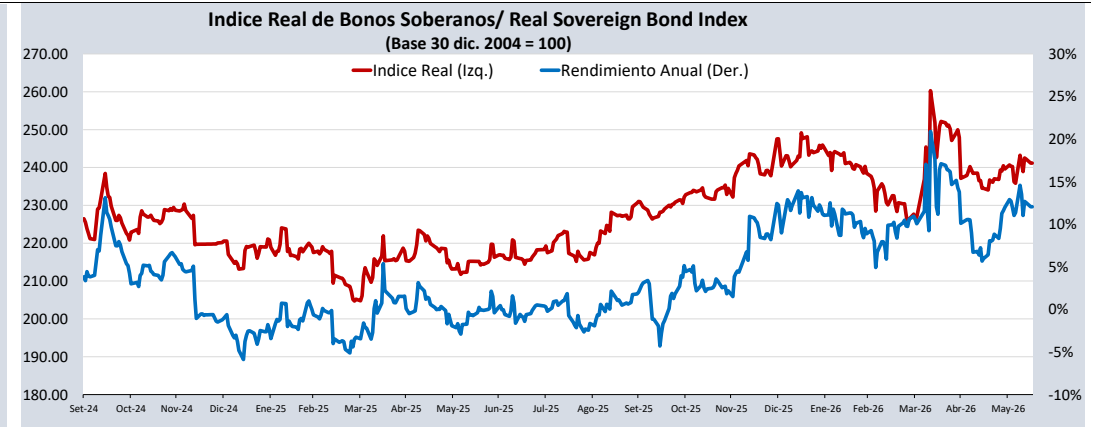
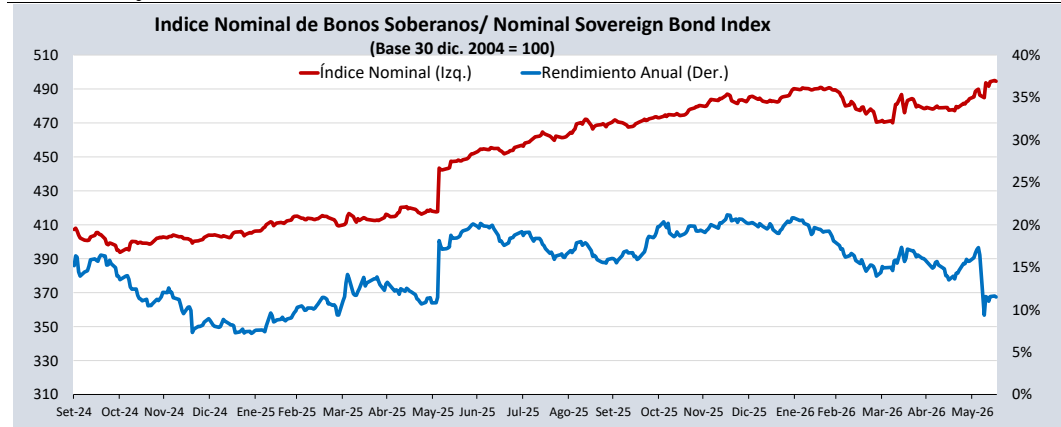
Bonos globales\*\*\*\* / Global bonds

| Bonos / Bonds | ISIN         | Saldo vigente<br>Millones USD /<br>Outstanding mills. USD | Cupón % / Coupon % | Precio / Price | Cambio / Change   |                  | Diferencial<br>Precios<br>compra-<br>venta / Price<br>spread bid-<br>ask | Rendimiento% /<br>Yields % | Cambio / Change (bps.) |                     | Diferencial<br>Tasas<br>compra-<br>venta (pbs) /<br>Yield spread<br>bid-ask (bps) | Análisis de sensibilidad / Sensitivity<br>Analysis |                                                  |                                 |
|---------------|--------------|-----------------------------------------------------------|--------------------|----------------|-------------------|------------------|--------------------------------------------------------------------------|----------------------------|------------------------|---------------------|-----------------------------------------------------------------------------------|----------------------------------------------------|--------------------------------------------------|---------------------------------|
|               |              |                                                           |                    |                | Diario /<br>Daily | Semanal / Weekly |                                                                          |                            | Diario / Daily         | Semanal /<br>Weekly |                                                                                   | Duración /<br>Duration                             | Duración<br>modificada<br>/ Modified<br>duration | Vida media<br>/ Average<br>life |
| 25-ago-27     | US715638BU55 | 449                                                       | 4,125              | 100,1760       | 0,00              | 0,09             | -0,43                                                                    | 3,9680                     | 0                      | -8                  | 37                                                                                | 1,16                                               | 1,14                                             | 1,19                            |
| 20-jun-30     | US715638DA73 | 466                                                       | 2,844              | 94,0940        | 0,00              | 0,20             | -0,40                                                                    | 4,4700                     | 0                      | -5                  | 12                                                                                | 3,76                                               | 3,67                                             | 4,01                            |
| 30-mar-30     | XS1373156618 | €860                                                      | 3,750              | 101,5290       | 0,07              | 0,22             | -0,59                                                                    | 3,3010                     | -2                     | -7                  | 17                                                                                | 3,54                                               | 3,49                                             | 3,79                            |
| 23-ene-31     | US715638DF60 | 2 799                                                     | 2,783              | 92,3830        | 0,04              | 0,38             | -0,44                                                                    | 4,6400                     | -1                     | -9                  | 11                                                                                | 4,29                                               | 4,19                                             | 4,60                            |
| 01-dic-32     | US715638DP43 | 1 000                                                     | 1,862              | 83,0800        | 0,03              | 0,55             | -0,41                                                                    | 4,9570                     | 0                      | -10                 | 8                                                                                 | 6,07                                               | 5,92                                             | 6,46                            |
| 21-nov-33     | US715638AP79 | 2 152                                                     | 8,750              | 122,3250       | 0,06              | 0,75             | -0,82                                                                    | 5,1000                     | -1                     | -12                 | 12                                                                                | 5,79                                               | 5,64                                             | 7,43                            |
| 11-mar-33     | XS2314020806 | €825                                                      | 1,250              | 85,2770        | 0,28              | 0,40             | -0,63                                                                    | 3,7670                     | -5                     | -7                  | 12                                                                                | 6,43                                               | 6,31                                             | 6,74                            |
| 15-ene-34     | US715638DU38 | 2 250                                                     | 3,000              | 87,0140        | 0,06              | 0,67             | -0,48                                                                    | 5,0860                     | -1                     | -11                 | 8                                                                                 | 6,67                                               | 6,51                                             | 7,58                            |
| 08-feb-35     | US715638EB48 | 1 250                                                     | 5,375              | 101,3950       | 0,12              | 0,97             | -0,51                                                                    | 5,1720                     | -2                     | -14                 | 7                                                                                 | 6,91                                               | 6,74                                             | 8,64                            |
| 30-mar-36     | US715638FC12 | 2 080                                                     | 5,500              | 101,5380       | 0,09              | 0,91             | -0,26                                                                    | 5,2950                     | -1                     | -12                 | 3                                                                                 | 7,63                                               | 7,43                                             | 9,79                            |
| 17-nov-36     | XS2408608219 | €1 000                                                    | 1,950              | 82,2460        | 0,14              | 0,84             | -0,87                                                                    | 4,0740                     | -2                     | -11                 | 12                                                                                | 9,34                                               | 9,15                                             | 10,42                           |
| 14-mar-37     | US715638AU64 | 1 130                                                     | 6,550              | 110,0710       | -0,14             | 0,31             | -0,68                                                                    | 5,3070                     | 2                      | -4                  | 8                                                                                 | 7,91                                               | 7,71                                             | 10,74                           |
| 11-mar-41     | US715638DS81 | 1 250                                                     | 3,300              | 78,1360        | 0,02              | 0,78             | -0,65                                                                    | 5,4820                     | 0                      | -9                  | 8                                                                                 | 11,19                                              | 10,89                                            | 14,74                           |
| 18-nov-50     | US715638BM30 | 2 545                                                     | 5,625              | 97,9420        | 0,12              | 1,02             | -0,66                                                                    | 5,7830                     | -1                     | -8                  | 5                                                                                 | 13,39                                              | 13,01                                            | 24,42                           |
| 10-mar-51     | US715638DT64 | 1 750                                                     | 3,550              | 70,6650        | 0,09              | 0,88             | -0,49                                                                    | 5,7970                     | -1                     | -9                  | 5                                                                                 | 14,75                                              | 14,33                                            | 24,73                           |
| 08-ago-54     | US715638EC21 | 1 750                                                     | 5,875              | 99,4370        | 0,17              | 1,33             | -0,60                                                                    | 5,9160                     | -1                     | -10                 | 4                                                                                 | 13,76                                              | 13,37                                            | 28,14                           |
| 30-jun-55     | US715638FD94 | 1 400                                                     | 6,200              | 103,2300       | 0,05              | 1,24             | -0,48                                                                    | 5,9640                     | 0                      | -9                  | 3                                                                                 | 13,65                                              | 13,26                                            | 29,04                           |
| 01-dic-60     | US715638DQ26 | 2 000                                                     | 2,780              | 55,2660        | 0,09              | 0,73             | -0,46                                                                    | 5,7920                     | -1                     | -8                  | 5                                                                                 | 17,77                                              | 17,27                                            | 34,46                           |
| 15-ene-72     | US715638DW93 | 1 000                                                     | 3,600              | 64,0880        | 0,12              | 0,88             | -0,59                                                                    | 5,8710                     | -1                     | -8                  | 5                                                                                 | 17,14                                              | 16,65                                            | 45,58                           |
| 28-jul-21     | US715638DR09 | 1 000                                                     | 3,230              | 55,9240        | 0,21              | 1,10             | -0,72                                                                    | 5,7950                     | -2                     | -12                 | 7                                                                                 | 17,56                                              | 17,07                                            | 95,12                           |

Índice de bonos soberanos / Peruvian sovereign bond index

| Índice / Index                                                      | Valor / Value | Cambio / Change   |                     | Rend anual<br>% / Annual<br>yield % | Cambio / Change (bps.) |                     | Composición del índice (%) / Index composition (%) |           |           |           |           |           |           |           |           |           |           |           |
|---------------------------------------------------------------------|---------------|-------------------|---------------------|-------------------------------------|------------------------|---------------------|----------------------------------------------------|-----------|-----------|-----------|-----------|-----------|-----------|-----------|-----------|-----------|-----------|-----------|
|                                                                     |               | Diario /<br>Daily | Semanal /<br>Weekly |                                     | Diario /<br>Daily      | Semanal /<br>Weekly | 12-Ago-28                                          | 12-Feb-29 | 12-Ago-31 | 12-Ago-32 | 12-Ago-33 | 12-Ago-34 | 12-Ago-35 | 12-Ago-37 | 12-Ago-39 | 12-Ago-40 | 12-Feb-42 | 12-Feb-55 |
| Índice de bonos soberanos nominal /<br>Nominal sovereign bond index | 495           | -0,5              | 0,9                 | 11,49                               | -11                    | -5                  | 1,52                                               | 4,34      | 8,51      | 12,41     | 14,10     | 12,23     | 13,29     | 12,59     | 10,59     | 5,80      | 2,75      | 1,86      |

| Índice / Index                                                | Valor / Value | Cambio / Change   |                     | Rend anual<br>% / Annual<br>yield % | Cambio / Change (bps.) |                     | Composición del índice (%) / Index composition (%) |  |           |  |           |  |           |  |           |  |
|---------------------------------------------------------------|---------------|-------------------|---------------------|-------------------------------------|------------------------|---------------------|----------------------------------------------------|--|-----------|--|-----------|--|-----------|--|-----------|--|
|                                                               |               | Diario /<br>Daily | Semanal /<br>Weekly |                                     | Diario /<br>Daily      | Semanal /<br>Weekly | 12-Feb-30                                          |  | 31-Ene-35 |  | 12-Feb-40 |  | 12-Feb-46 |  | 12-Feb-54 |  |
| Índice de bonos soberanos real / Real<br>sovereign bond index | 241           | -0,01             | 0,10                | 12,06                               | 0                      | -146                | 2,01                                               |  | 29,96     |  | 9,18      |  | 18,00     |  | 40,85     |  |



Fuente/Source: MEF, BCRP, BLOOMBERG, DATATEC.

\* Para mayor información respecto a la valorización de los bonos y letras puede consultar en: [http://www.mef.gob.pe/contenidos/tesorero\\_pub/gestion\\_act\\_pas/Manual\\_valorizacion\\_instrumentos\\_del\\_Tesorero.pdf](http://www.mef.gob.pe/contenidos/tesorero_pub/gestion_act_pas/Manual_valorizacion_instrumentos_del_Tesorero.pdf)

\*\* Precio de los bonos a fecha de liquidación T+0.

\*\*\* Última negociación 1:30 pm

\*\*\*\* Información con horario de corte 4:30 pm.