



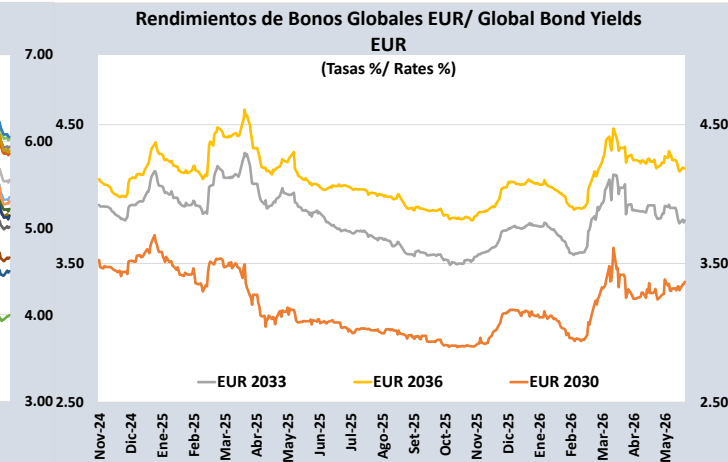
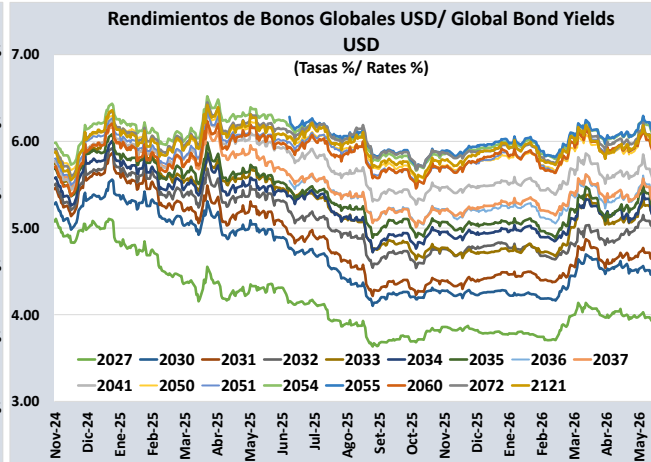
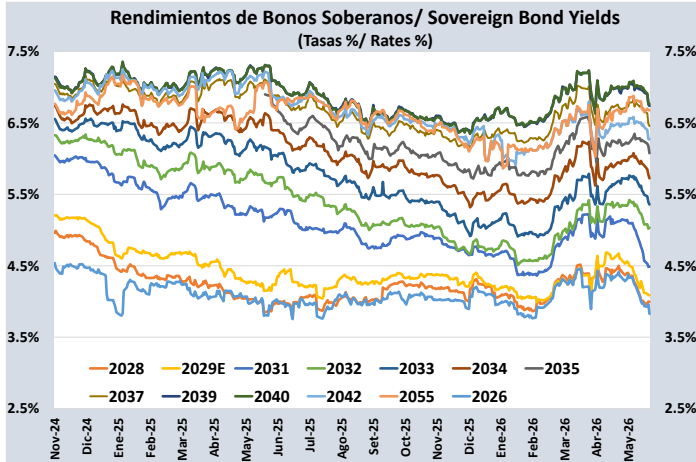
PERU: REPORTE DIARIO / DAILY REPORT

03/06/2026

Bonos soberanos / Sovereign bonds

| Bonos* / Bonds               |              |                        | Saldo vigente<br>Millones S/. /<br>Millions PEN | Cupón /<br>Coupon (%) | Precio / Price  |                    |             |                                      | Rendimiento / Yield                               |                    |      |                                      | N°<br>Operaciones<br>del día / No.<br>Day<br>Operations | Última Negociación*** /<br>Last trade           |            | Duración /<br>Duration<br>Años /<br>Years | Duración<br>Modificada<br>Años /<br>Years | Vida media<br>/ Average<br>Años /<br>Years |   |
|------------------------------|--------------|------------------------|---|-----------------------|---|--------------------|-------------|--------------------------------------|---|--------------------|------|--------------------------------------|---|---|------------|---|---|--|---|
| Descripción /<br>Description | ISIN         | Nemónico /<br>Mnemonic |   |                       | Intereses<br>corridos /<br>Accrued<br>Interest<br>(%) | Postura / Position |             | Última neg.<br>/ Last<br>trading day | Prom.<br>ponderado** /<br>Weighted<br>average (%) | Postura / Position |      | Última neg. /<br>Last trading<br>day |   | Prom.<br>ponderado /<br>Weighted<br>average (%) | Día / Date |   |   |  | Monto<br>(Mills. S.) /<br>Amount<br>(Millions<br>PEN) |
|                              |              |                        |   | Compra /<br>Bid       | Venta /<br>Ask  | Compra /<br>Bid    | Venta / Ask |                                      |   |                    |      |                                      |   |   |            |   |   |  |   |
| 12-Ago-26                    | PEP01000C0J9 | SB12AGO26              | 2,51  | 1 446                 | 8,200   | 100,74             | 100,77      | 100,83                               | 100,8280  | 4,00               | 3,80 | 3,80                                 | 3,8279  | 4   | 3-Jun-26   | 5   | 0,19                                      | 0,19                                       | 0,19  |
| 12-Ago-28                    | PEP01000C5D1 | SB12AGO28              | 1,95  | 2 804                 | 6,350   | 104,81             | 105,02      | 104,88                               | 104,8503  | 4,00               | 3,90 | 3,97                                 | 3,9957  | 3   | 3-Jun-26   | 14  | 2,08                                      | 2,00                                       | 2,19  |
| 12-Feb-29                    | PEP01000C5F6 | SB12FEB29E             | 1,82  | 8 025                 | 5,940   | 104,50             | 104,61      | 104,61                               | 104,6159  | 4,12               | 4,08 | 4,08                                 | 4,0857  | 4   | 3-Jun-26   | 15  | 2,53                                      | 2,43                                       | 2,69  |
| 12-Ago-31                    | PEP01000C4G7 | SB12AGO31              | 2,13  | 14 560                | 6,950   | 111,03             | 111,22      | 111,13                               | 111,2111  | 4,52               | 4,48 | 4,50                                 | 4,4884  | 30  | 3-Jun-26   | 56  | 4,47                                      | 4,28                                       | 5,19  |
| 12-Ago-32                    | PEP01000C5E9 | SB12AGO32              | 1,89  | 22 072                | 6,150   | 105,71             | 105,87      | 105,71                               | 105,8147  | 5,05               | 5,02 | 5,05                                 | 5,0320  | 16  | 3-Jun-26   | 194                                       | 5,26                                      | 5,01                                       | 6,19  |
| 12-Ago-33                    | PEP01000C5I0 | SB12AGO33              | 2,24  | 24 199                | 7,300   | 110,91             | 111,25      | 111,13                               | 111,4097  | 5,44               | 5,38 | 5,40                                 | 5,3575  | 24  | 3-Jun-26   | 81  | 5,78                                      | 5,49                                       | 7,19  |
| 12-Ago-34                    | PEP01000C5G4 | SB12AGO34              | 1,66  | 24 259                | 5,400   | 97,59              | 97,90       | 97,72                                | 97,8699   | 5,77               | 5,72 | 5,75                                 | 5,7250  | 38  | 3-Jun-26   | 179                                       | 6,69                                      | 6,33                                       | 8,19  |
| 12-Ago-35                    | PEP01000C5K6 | SB12AGO35              | 2,10  | 24 377                | 6,850   | 105,43             | 105,64      | 105,57                               | 105,7688  | 6,07               | 6,04 | 6,05                                 | 6,0232  | 77  | 3-Jun-26   | 410                                       | 7,01                                      | 6,61                                       | 9,19  |
| 12-Ago-37                    | PEP01000C2Z1 | SB12AGO37              | 2,12  | 23 587                | 6,900   | 103,27             | 103,75      | 103,59                               | 103,5528  | 6,49               | 6,43 | 6,45                                 | 6,4549  | 40  | 3-Jun-26   | 140                                       | 8,00                                      | 7,51                                       | 11,19   |
| 12-Ago-39                    | PEP01000C5J8 | SB12AGO39              | 2,33  | 19 220                | 7,600   | 107,44             | 107,89      | 107,44                               | 107,5436  | 6,75               | 6,70 | 6,75                                 | 6,7389  | 54  | 3-Jun-26   | 115                                       | 8,68                                      | 8,13                                       | 13,19   |
| 12-Ago-40                    | PEP01000C5H2 | SB12AGO40              | 1,64  | 12 836                | 5,350   | 87,03              | 87,36       | 87,26                                | 87,3109   | 6,80               | 6,76 | 6,77                                 | 6,7646  | 43  | 3-Jun-26   | 223                                       | 9,76                                      | 9,14                                       | 14,19   |
| 12-Feb-42                    | PEP01000C4L7 | SB12FEB42              | 2,10  | 5 040                 | 6,850   | -                  | -           | -                                    | 105,7658  | -                  | -    | -                                    | 6,2693  | -   | 22-May-26  | 1,8                                       | 9,98                                      | 9,39                                       | 15,69   |
| 12-Feb-55                    | PEP01000C4S2 | SB12FEB55              | 2,06  | 3 543                 | 6,714   | -                  | -           | -                                    | 100,5940  | -                  | -    | -                                    | 6,6766  | -   | 2-Jun-26   | 10  | 13,05                                     | 12,23                                      | 28,69   |
| 12-Feb-30                    | PEP01000C4U8 | SB12FEB30              | 0,89  | 115                   | 2,89%+VAC   | -                  | -           | -                                    | 103,5819  | -                  | -    | -                                    | 1,8605  | -   | 18-Ago-23  | 20  | 3,56                                      | 3,49                                       | 3,69  |
| 31-Ene-35                    | PEP01000CV85 | SB31ENE35              | 2,51  | 1 797                 | 7,39% + VAC   | -                  | -           | -                                    | 130,1829  | -                  | -    | -                                    | 3,3236  | -   | 17-Dic-24  | 1   | 6,82                                      | 6,60                                       | 8,66  |
| 12-Feb-40                    | PEP01000C4V6 | SB12FEB40              | 0,96  | 607                   | 3,14%+VAC   | -                  | -           | -                                    | 90,1434   | -                  | -    | -                                    | 4,0688  | -   | 8-May-26   | 7   | 11,12                                     | 10,68                                      | 13,69   |
| 12-Ago-46                    | PEP01000C1S8 | SB12AGO46              | 1,17  | 1 330                 | 3,83% + VAC   | -                  | -           | -                                    | 103,2492  | -                  | -    | -                                    | 3,5813  | -   | 11-Oct-24  | 52  | 14,40                                     | 13,90                                      | 20,19   |
| 12-Feb-54                    | PEP01000C4T0 | SB12FEB54              | 1,00  | 2 656                 | 3,26%+VAC   | -                  | -           | -                                    | 93,3096   | -                  | -    | -                                    | 3,6319  | -   | 10-Abr-26  | 2   | 18,14                                     | 17,50                                      | 27,69   |

Nota: Precios y rendimientos calculados de acuerdo a los criterios establecidos en el Manual de Valorización de Títulos de Tesoro Público, donde: Negociado (negro), Cotizado (naranja), Valorizado (verde) o Subasta (azul).  
 Note: Prices and returns calculated according to the criteria established in the Manual for the Valuation of Public Treasury Securities, where: Negotiated (black), Listed (orange), Valued (green) or Auction (blue).



Fuente/Source: MEF, BCRP, BLOOMBERG, DATATEC.

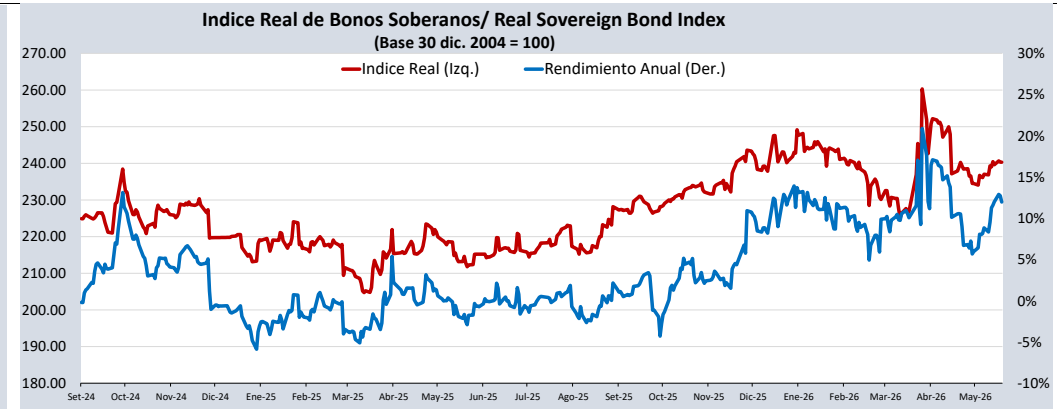
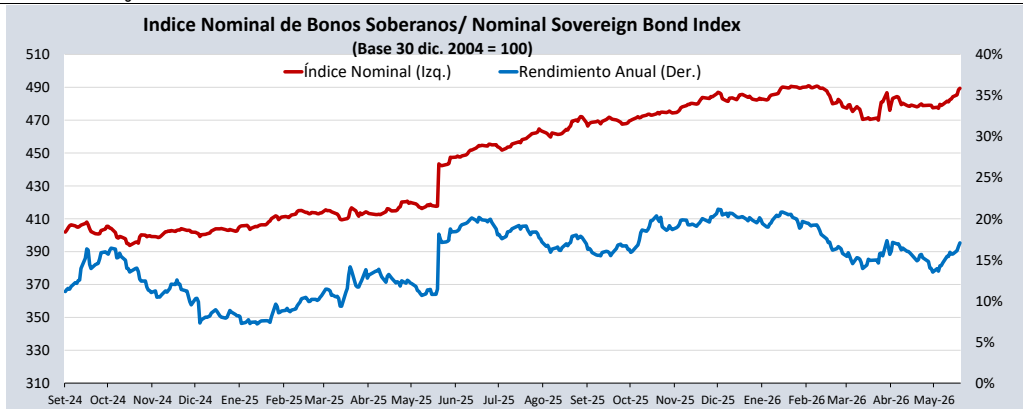
Bonos globales\*\*\*\* / Global bonds

| Bonos / Bonds | ISIN         | Saldo vigente<br>Millones USD /<br>Outstanding mills. USD | Cupón % / Coupon % | Precio / Price | Cambio / Change   |                     | Diferencial<br>Precios<br>compra-venta<br>/ Price<br>spread bid-ask | Rendimiento% /<br>Yields % | Cambio / Change (bps.) |                     | Diferencial<br>Tasas<br>compra-venta<br>/ Yield<br>spread bid-ask (bps) | Análisis de sensibilidad / Sensitivity<br>Analysis |  |                                 |
|---------------|--------------|---|--------------------|----------------|-------------------|---------------------|---|----------------------------|------------------------|---------------------|---|--|--|---------------------------------|
|               |              |   |                    |                | Diario /<br>Daily | Semanal /<br>Weekly |   |                            | Diario /<br>Daily      | Semanal /<br>Weekly |   | Duración /<br>Duration                             | Duración<br>modificada<br>/ Modified<br>duration | Vida media<br>/ Average<br>life |
| 25-ago-27     | US715638BU55 | 449   | 4,125              | 100,1480       | -0,02             | -0,08               | -0,42   | 3,9960                     | 2                      | 7                   | 36  | 1,20   | 1,17   | 1,23                            |
| 20-jun-30     | US715638DA73 | 466   | 2,844              | 93,9250        | -0,06             | -0,12               | -0,40   | 4,5030                     | 2                      | 4                   | 11  | 3,79   | 3,71   | 4,05                            |
| 30-mar-30     | XS1373156618 | €860  | 3,750              | 101,3100       | -0,06             | -0,14               | -0,62   | 3,3680                     | 2                      | 4                   | 18  | 3,58   | 3,52   | 3,83                            |
| 23-ene-31     | US715638DF60 | 2 799   | 2,783              | 92,2500        | -0,06             | -0,04               | -0,38   | 4,6600                     | 2                      | 2                   | 10  | 4,32   | 4,23   | 4,64                            |
| 01-dic-32     | US715638DP43 | 1 000   | 1,862              | 82,7220        | -0,06             | 0,08                | -0,48   | 5,0130                     | 1                      | -1                  | 10  | 6,10   | 5,95   | 6,49                            |
| 21-nov-33     | US715638AP79 | 2 152   | 8,750              | 122,0870       | -0,15             | 0,18                | -0,75   | 5,1480                     | 2                      | -3                  | 11  | 5,82   | 5,67   | 7,47                            |
| 11-mar-33     | XS2314020806 | €825  | 1,250              | 84,9820        | -0,07             | 0,19                | -0,63   | 3,8100                     | 2                      | -3                  | 12  | 6,47   | 6,34   | 6,77                            |
| 15-ene-34     | US715638DU38 | 2 250   | 3,000              | 86,6480        | -0,24             | 0,15                | -0,46   | 5,1410                     | 4                      | -2                  | 8   | 6,71   | 6,54   | 7,62                            |
| 08-feb-35     | US715638EB48 | 1 250   | 5,375              | 101,0650       | -0,20             | 0,32                | -0,53   | 5,2200                     | 3                      | -5                  | 8   | 6,94   | 6,77   | 8,68                            |
| 30-mar-36     | US715638FC12 | 2 080   | 5,500              | 101,0520       | -0,33             | 0,24                | -0,28   | 5,3600                     | 4                      | -3                  | 4   | 7,66   | 7,46   | 9,83                            |
| 17-nov-36     | XS2408608219 | €1 000  | 1,950              | 81,3740        | 0,00              | 0,22                | -0,72   | 4,1850                     | 0                      | -3                  | 10  | 9,37   | 9,17   | 10,46                           |
| 14-mar-37     | US715638AU64 | 1 130   | 6,550              | 110,0890       | -0,23             | 0,17                | -0,56   | 5,3070                     | 3                      | -2                  | 6   | 7,95   | 7,74   | 10,78                           |
| 11-mar-41     | US715638DS81 | 1 250   | 3,300              | 77,4840        | -0,25             | 0,43                | -0,69   | 5,5540                     | 3                      | -5                  | 8   | 11,21  | 10,91  | 14,77                           |
| 18-nov-50     | US715638BM30 | 2 545   | 5,625              | 96,8760        | -0,15             | 0,76                | -0,44   | 5,8670                     | 1                      | -6                  | 4   | 13,36  | 12,98  | 24,46                           |
| 10-mar-51     | US715638DT64 | 1 750   | 3,550              | 69,8040        | -0,11             | 0,63                | -0,66   | 5,8800                     | 1                      | -6                  | 6   | 14,71  | 14,29  | 24,77                           |
| 08-ago-54     | US715638EC21 | 1 750   | 5,875              | 97,9790        | -0,15             | 1,05                | -0,61   | 6,0240                     | 1                      | -8                  | 4   | 13,70  | 13,30  | 28,18                           |
| 30-jun-55     | US715638FD94 | 1 400   | 6,200              | 102,0210       | 0,04              | 1,12                | -0,34   | 6,0510                     | 0                      | -8                  | 2   | 13,60  | 13,20  | 29,08                           |
| 01-dic-60     | US715638DQ26 | 2 000   | 2,780              | 54,6140        | -0,18             | 0,54                | -0,57   | 5,8590                     | 2                      | -6                  | 6   | 17,70  | 17,20  | 34,49                           |
| 15-ene-72     | US715638DW93 | 1 000   | 3,600              | 63,3650        | -0,17             | 0,53                | -0,71   | 5,9370                     | 2                      | -5                  | 7   | 17,04  | 16,55  | 45,62                           |
| 28-jul-21     | US715638DR09 | 1 000   | 3,230              | 54,9720        | -0,19             | 0,66                | -0,71   | 5,8940                     | 2                      | -7                  | 8   | 17,30  | 16,81  | 95,15                           |

Índice de bonos soberanos / Peruvian sovereign bond index

| Índice / Index  | Valor / Value | Cambio / Change   |                     | Rend anual<br>% / Annual<br>yield % | Cambio / Change (bps.) |                     | Composición del índice (%) / Index composition (%) |           |           |           |           |           |           |           |           |           |           |           |
|---|---------------|-------------------|---------------------|-------------------------------------|------------------------|---------------------|--|-----------|-----------|-----------|-----------|-----------|-----------|-----------|-----------|-----------|-----------|-----------|
|   |               | Diario /<br>Daily | Semanal /<br>Weekly |                                     | Diario /<br>Daily      | Semanal /<br>Weekly | 12-Ago-28  | 12-Feb-29 | 12-Ago-31 | 12-Ago-32 | 12-Ago-33 | 12-Ago-34 | 12-Ago-35 | 12-Ago-37 | 12-Ago-39 | 12-Ago-40 | 12-Feb-42 | 12-Feb-55 |
| Índice de bonos soberanos nominal /<br>Nominal sovereign bond index | 489           | 0,8               | 6,9                 | 17,07                               | 42                     | 114                 | 1,53   | 4,36      | 8,42      | 12,13     | 14,03     | 12,32     | 13,41     | 12,71     | 10,65     | 5,82      | 2,77      | 1,86      |

| Índice / Index  | Valor / Value | Cambio / Change   |                     | Rend anual<br>% / Annual<br>yield % | Cambio / Change (bps.) |                     | Composición del índice (%) / Index composition (%) |           |           |           |           |  |
|---|---------------|-------------------|---------------------|-------------------------------------|------------------------|---------------------|--|-----------|-----------|-----------|-----------|--|
|   |               | Diario /<br>Daily | Semanal /<br>Weekly |                                     | Diario /<br>Daily      | Semanal /<br>Weekly | 12-Feb-30  | 31-Ene-35 | 12-Feb-40 | 12-Feb-46 | 12-Feb-54 |  |
| Índice de bonos soberanos real / Real<br>sovereign bond index | 240           | -0,01             | 1,27                | 11,98                               | -75                    | 71                  | 2,00   | 30,12     | 9,22      | 18,06     | 40,60     |  |



Fuente/Source: MEF, BCRP, BLOOMBERG, DATATEC.

\* Para mayor información respecto a la valorización de los bonos y letras puede consultar en: [http://www.mef.gob.pe/contenidos/tesoro\\_pub/gestion\\_act\\_pas/Manual\\_valorizacion\\_instrumentos\\_del\\_Tesoro.pdf](http://www.mef.gob.pe/contenidos/tesoro_pub/gestion_act_pas/Manual_valorizacion_instrumentos_del_Tesoro.pdf)

\*\* Precio de los bonos a fecha de liquidación T+0.

\*\*\* Última negociación 1:30 pm

\*\*\*\* Información con horario de corte 4:30 pm.