



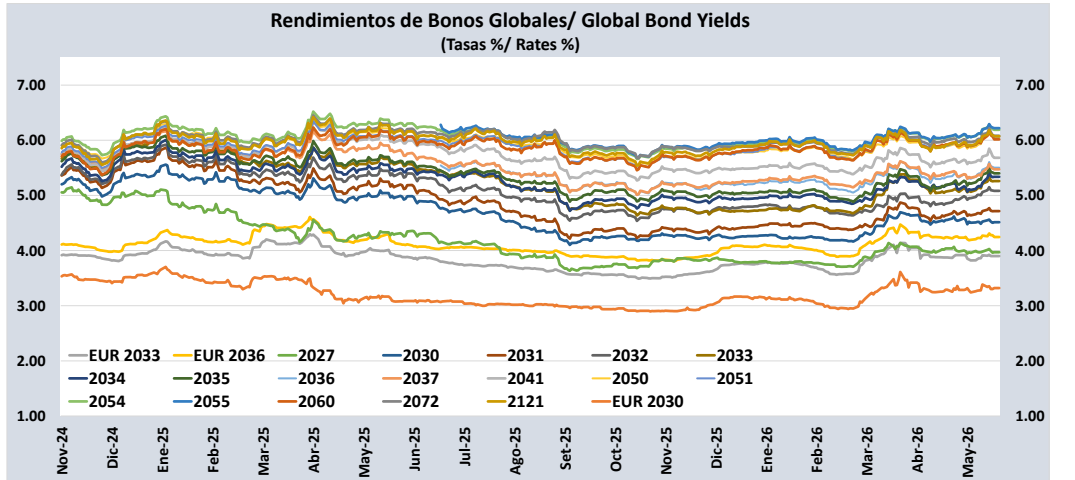
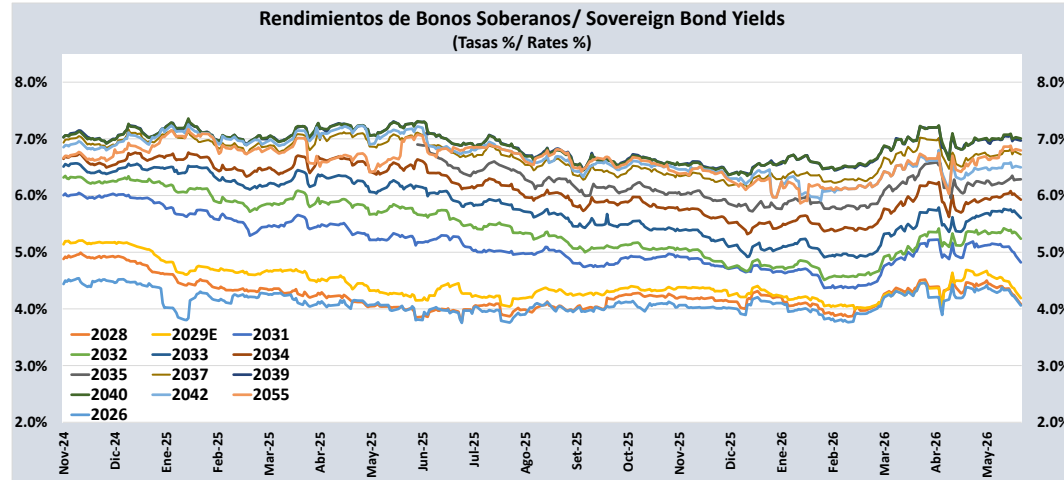
PERU: REPORTE DIARIO / DAILY REPORT

25/05/2026

Bonos soberanos / Sovereign bonds

| Bonos* / Bonds            |              |                     |   | Saldo vigente | Cupón / Coupon (%) | Precio / Price              |                    |             |                                | Rendimiento / Yield                      |                    |      |                                | N° Operaciones del día / No. Day Operations | Última Negociación*** / Last trade     |            | Duración / Duration | Duración Modificada | Vida media / Average |
|---------------------------|--------------|---------------------|---|---------------|--------------------|-----------------------------|--------------------|-------------|--------------------------------|--|--------------------|------|--------------------------------|---|--|------------|---------------------|---------------------|----------------------|
| Descripción / Description | ISIN         | Nemónico / Mnemonic | Intereses corridos / Accrued Interest (%) |               |                    | Millones S/. / Millions PEN | Postura / Position |             | Última neg. / Last trading day | Prom. ponderado** / Weighted average (%) | Postura / Position |      | Última neg. / Last trading day |   | Prom. ponderado / Weighted average (%) | Día / Date |                     |                     |                      |
|                           |              |                     |   | Compra / Bid  | Venta / Ask        |                             | Compra / Bid       | Venta / Ask |                                |  |                    |      |                                |   |  |            |                     |                     |                      |
| 12-Ago-26                 | PEP01000C0J9 | SB12AGO26           | 2,31                                      | 1 446         | 8,200              | -                           | -                  | -           | 100,8845                       | -  | -                  | -    | 4,0592                         | -   | 14-May-26                              | 36         | 0,22                | 0,21                | 0,22                 |
| 12-Ago-28                 | PEP01000C5D1 | SB12AGO28           | 1,79                                      | 2 804         | 6,350              | -                           | -                  | -           | 104,7161                       | -  | -                  | -    | 4,0827                         | -   | 22-May-26                              | 2          | 2,10                | 2,02                | 2,22                 |
| 12-Feb-29                 | PEP01000C5F6 | SB12FEB29E          | 1,67                                      | 8 025         | 5,940              | -                           | -                  | -           | 104,3889                       | -  | -                  | -    | 4,1886                         | -   | 22-May-26                              | 34         | 2,56                | 2,45                | 2,72                 |
| 12-Ago-31                 | PEP01000C4G7 | SB12AGO31           | 1,96                                      | 14 560        | 6,950              | 109,47                      | 109,88             | 109,64      | 109,6587                       | 4,86                                     | 4,77               | 4,82 | 4,8200                         | 5   | 25-May-26                              | 14         | 4,49                | 4,28                | 5,22                 |
| 12-Ago-32                 | PEP01000C5E9 | SB12AGO32           | 1,73                                      | 22 072        | 6,150              | 104,50                      | 104,93             | 104,74      | 104,7340                       | 5,28                                     | 5,20               | 5,24 | 5,2369                         | 6   | 25-May-26                              | 11         | 5,28                | 5,02                | 6,22                 |
| 12-Ago-33                 | PEP01000C5I0 | SB12AGO33           | 2,06                                      | 24 199        | 7,300              | 109,62                      | 109,93             | 109,87      | 109,9179                       | 5,65                                     | 5,60               | 5,61 | 5,6035                         | 6   | 25-May-26                              | 14         | 5,79                | 5,49                | 7,22                 |
| 12-Ago-34                 | PEP01000C5G4 | SB12AGO34           | 1,52                                      | 24 259        | 5,400              | 96,34                       | 96,74              | 96,65       | 96,6034                        | 5,97                                     | 5,91               | 5,92 | 5,9265                         | 8   | 25-May-26                              | 46         | 6,71                | 6,33                | 8,22                 |
| 12-Ago-35                 | PEP01000C5K6 | SB12AGO35           | 1,93                                      | 24 377        | 6,850              | 103,83                      | 104,24             | 104,17      | 104,2134                       | 6,30                                     | 6,24               | 6,25 | 6,2449                         | 13  | 25-May-26                              | 66         | 7,01                | 6,60                | 9,22                 |
| 12-Ago-37                 | PEP01000C2Z1 | SB12AGO37           | 1,94                                      | 23 587        | 6,900              | 100,94                      | 101,60             | 101,48      | 101,4556                       | 6,79                                     | 6,71               | 6,72 | 6,7232                         | 5   | 25-May-26                              | 143        | 7,98                | 7,48                | 11,22                |
| 12-Ago-39                 | PEP01000C5J8 | SB12AGO39           | 2,14                                      | 18 995        | 7,600              | 105,25                      | 105,82             | 105,43      | 105,5233                       | 7,00                                     | 6,94               | 6,98 | 6,9690                         | 10  | 25-May-26                              | 130        | 8,65                | 8,09                | 13,22                |
| 12-Ago-40                 | PEP01000C5H2 | SB12AGO40           | 1,51                                      | 12 836        | 5,350              | 85,26                       | 86,37              | 85,34       | 85,3648                        | 7,02                                     | 6,88               | 7,01 | 7,0059                         | 9   | 25-May-26                              | 109        | 9,72                | 9,09                | 14,22                |
| 12-Feb-42                 | PEP01000C4L7 | SB12FEB42           | 1,93                                      | 5 040         | 6,850              | -                           | -                  | -           | 103,4900                       | -  | -                  | -    | 6,4979                         | -   | 22-May-26                              | 1,8        | 9,93                | 9,33                | 15,72                |
| 12-Feb-55                 | PEP01000C4S2 | SB12FEB55           | 1,89                                      | 3 543         | 6,714              | -                           | -                  | -           | 99,1290                        | -  | -                  | -    | 6,7947                         | -   | 18-May-26                              | 0,4        | 12,97               | 12,14               | 28,72                |
| 12-Feb-30                 | PEP01000C4U8 | SB12FEB30           | 0,81                                      | 115           | 2,89%+VAC          | -                           | -                  | -           | 103,1523                       | -  | -                  | -    | 1,9843                         | -   | 18-Ago-23                              | 20         | 3,58                | 3,51                | 3,72                 |
| 31-Ene-35                 | PEP01000C855 | SB31ENE35           | 2,33                                      | 1 795         | 7,39%+VAC          | -                           | -                  | -           | 129,0471                       | -  | -                  | -    | 3,4624                         | -   | 17-Dic-24                              | 1          | 6,83                | 6,60                | 8,69                 |
| 12-Feb-40                 | PEP01000C4V6 | SB12FEB40           | 0,89                                      | 606           | 3,14%+VAC          | -                           | -                  | -           | 88,5669                        | -  | -                  | -    | 4,2310                         | -   | 8-May-26                               | 7          | 11,11               | 10,66               | 13,72                |
| 12-Ago-46                 | PEP01000C1S8 | SB12AGO46           | 1,08                                      | 1 329         | 3,83%+VAC          | -                           | -                  | -           | 101,5527                       | -  | -                  | -    | 3,6996                         | -   | 11-Oct-24                              | 52         | 14,36               | 13,85               | 20,22                |
| 12-Feb-54                 | PEP01000C4T0 | SB12FEB54           | 0,92                                      | 2 653         | 3,26%+VAC          | -                           | -                  | -           | 92,3866                        | -  | -                  | -    | 3,6880                         | -   | 10-Abr-26                              | 2          | 18,11               | 17,46               | 27,72                |

Nota: Precios y rendimientos calculados de acuerdo a los criterios establecidos en el Manual de Valorización de Títulos de Tesoro Público, donde: Negociado (negro), Cotizado (naranja), Valorizado (verde) o Subasta (azul).  
 Note: Prices and returns calculated according to the criteria established in the Manual for the Valuation of Public Treasury Securities, where: Negotiated (black), Listed (orange), Valued (green) or Auction (blue).



Bonos globales\*\*\*\* / Global bonds

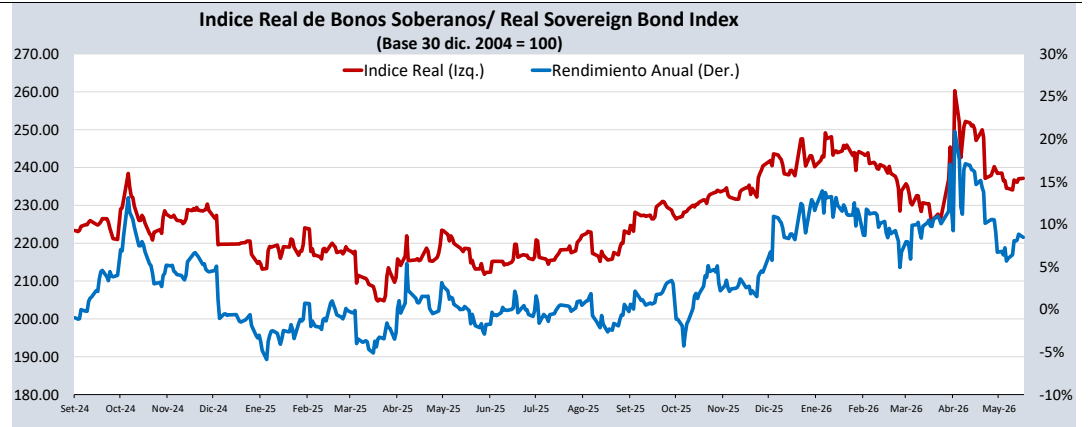
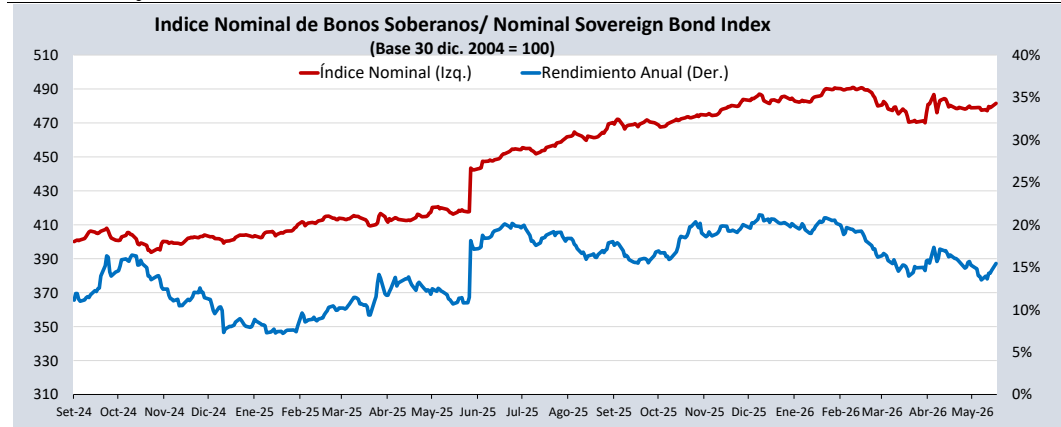
| Bonos / Bonds | ISIN         | Saldo vigente<br>Millones USD /<br>Outstanding mills. USD | Cupón % / Coupon % | Precio / Price | Cambio / Change   |                  | Diferencial<br>Precios<br>compra-<br>venta / Price<br>spread bid-<br>ask | Rendimiento% /<br>Yields % | Cambio / Change (bps.) |                  | Diferencial<br>Tasas<br>compra-<br>venta (pbs) /<br>Yield spread<br>bid-ask (bps) | Análisis de sensibilidad / Sensitivity<br>Analysis |  |                                 |
|---------------|--------------|---|--------------------|----------------|-------------------|------------------|--|----------------------------|------------------------|------------------|---|--|--|---------------------------------|
|               |              |   |                    |                | Diario /<br>Daily | Semanal / Weekly |  |                            | Diario / Daily         | Semanal / Weekly |   | Duración /<br>Duration                             | Duración<br>modificada<br>/ Modified<br>duration | Vida media<br>/ Average<br>life |
| 25-ago-27     | US715638BU55 | 449   | 4,125              | 100,1820       | 0,00              | 0,05             | -0,42  | 3,9700                     | 0                      | -4               | 34  | 1,22   | 1,20   | 1,25                            |
| 20-jun-30     | US715638DA73 | 466   | 2,844              | 93,8580        | 0,00              | 0,16             | -0,45  | 4,5140                     | 0                      | -4               | 13  | 3,81   | 3,73   | 4,07                            |
| 30-mar-30     | XS1373156618 | €860  | 3,750              | 101,4890       | 0,00              | 0,06             | -0,63  | 3,3200                     | 0                      | -2               | 18  | 3,60   | 3,54   | 3,85                            |
| 23-ene-31     | US715638DF60 | 2 799   | 2,783              | 91,9950        | 0,00              | 0,13             | -0,36  | 4,7160                     | 0                      | -2               | 9   | 4,35   | 4,25   | 4,66                            |
| 01-dic-32     | US715638DP43 | 1 000   | 1,862              | 82,3300        | 0,00              | 0,10             | -0,35  | 5,0820                     | 0                      | -1               | 7   | 6,06   | 5,91   | 6,52                            |
| 21-nov-33     | US715638AP79 | 2 152   | 8,750              | 121,3580       | 0,00              | -0,12            | -0,84  | 5,2610                     | 0                      | 1                | 12  | 5,84   | 5,69   | 7,49                            |
| 11-mar-33     | XS2314020806 | €825  | 1,250              | 84,4250        | 0,00              | 0,05             | -0,69  | 3,9000                     | 0                      | -1               | 13  | 6,49   | 6,36   | 6,79                            |
| 15-ene-34     | US715638DU38 | 2 250   | 3,000              | 85,4940        | 0,00              | -0,08            | -0,55  | 5,3370                     | 0                      | 2                | 10  | 6,72   | 6,55   | 7,64                            |
| 08-feb-35     | US715638EB48 | 1 250   | 5,375              | 99,8100        | 0,00              | 0,05             | -0,57  | 5,4010                     | 0                      | -1               | 8   | 6,95   | 6,77   | 8,70                            |
| 30-mar-36     | US715638FC12 | 2 080   | 5,500              | 99,9630        | 0,00              | 0,03             | -0,24  | 5,5040                     | 0                      | -1               | 3   | 7,67   | 7,46   | 9,85                            |
| 17-nov-36     | XS2408608219 | €1 000  | 1,950              | 80,8950        | 0,00              | 0,13             | -0,72  | 4,2450                     | 0                      | -1               | 10  | 9,39   | 9,19   | 10,48                           |
| 14-mar-37     | US715638AU64 | 1 130   | 6,550              | 108,6750       | 0,00              | 0,17             | -0,70  | 5,4740                     | 0                      | -2               | 8   | 7,95   | 7,74   | 10,80                           |
| 11-mar-41     | US715638DS81 | 1 250   | 3,300              | 76,3670        | 0,00              | 0,44             | -0,41  | 5,6830                     | 0                      | -5               | 5   | 11,20  | 10,89  | 14,79                           |
| 18-nov-50     | US715638BM30 | 2 545   | 5,625              | 94,5930        | 0,00              | 0,37             | -0,62  | 6,0510                     | 0                      | -3               | 5   | 13,25  | 12,86  | 24,48                           |
| 10-mar-51     | US715638DT64 | 1 750   | 3,550              | 67,7620        | 0,00              | 0,25             | -0,67  | 6,0850                     | 0                      | -3               | 7   | 14,57  | 14,14  | 24,79                           |
| 08-ago-54     | US715638EC21 | 1 750   | 5,875              | 95,8070        | 0,00              | 0,51             | -0,59  | 6,1900                     | 0                      | -4               | 5   | 13,57  | 13,16  | 28,20                           |
| 30-jun-55     | US715638FD94 | 1 400   | 6,200              | 99,7270        | 0,00              | 0,08             | -0,36  | 6,2200                     | 0                      | -1               | 3   | 13,46  | 13,06  | 29,10                           |
| 01-dic-60     | US715638DQ26 | 2 000   | 2,780              | 53,1520        | 0,00              | 0,59             | -0,31  | 6,0170                     | 0                      | -6               | 3   | 17,04  | 16,54  | 34,52                           |
| 15-ene-72     | US715638DW93 | 1 000   | 3,600              | 61,9170        | 0,00              | 0,58             | -0,24  | 6,0740                     | 0                      | -6               | 2   | 16,79  | 16,29  | 45,64                           |
| 28-jul-21     | US715638DR09 | 1 000   | 3,230              | 53,3120        | 0,00              | 0,22             | -0,64  | 6,0760                     | 0                      | -3               | 7   | 16,80  | 16,31  | 95,18                           |

Índice de bonos soberanos / Peruvian sovereign bond index

| Índice / Index  | Valor / Value | Cambio / Change   |                     | Rend anual<br>% / Annual<br>yield % | Cambio / Change (bps.) |                     | Composición del índice (%) / Index composition (%) |           |           |           |           |           |           |           |           |           |           |           |
|---|---------------|-------------------|---------------------|-------------------------------------|------------------------|---------------------|--|-----------|-----------|-----------|-----------|-----------|-----------|-----------|-----------|-----------|-----------|-----------|
|   |               | Diario /<br>Daily | Semanal /<br>Weekly |                                     | Diario /<br>Daily      | Semanal /<br>Weekly | 12-Ago-28  | 12-Feb-29 | 12-Ago-31 | 12-Ago-32 | 12-Ago-33 | 12-Ago-34 | 12-Ago-35 | 12-Ago-37 | 12-Ago-39 | 12-Ago-40 | 12-Feb-42 | 12-Feb-55 |
| Índice de bonos soberanos nominal /<br>Nominal sovereign bond index | 482           | 2,0               | 3,7                 | 15,43                               | 80                     | 150                 | 1,56   | 4,44      | 8,48      | 12,27     | 14,15     | 12,43     | 13,15     | 12,57     | 10,49     | 5,82      | 2,77      | 1,87      |

| Índice / Index  | Valor / Value | Cambio / Change   |                     | Rend anual<br>% / Annual<br>yield % | Cambio / Change (bps.) |                     | Composición del índice (%) / Index composition (%) |           |           |           |           |
|---|---------------|-------------------|---------------------|-------------------------------------|------------------------|---------------------|--|-----------|-----------|-----------|-----------|
|   |               | Diario /<br>Daily | Semanal /<br>Weekly |                                     | Diario /<br>Daily      | Semanal /<br>Weekly | 12-Feb-30  | 31-Ene-35 | 12-Feb-40 | 12-Feb-46 | 12-Feb-54 |
| Índice de bonos soberanos real / Real<br>sovereign bond index | 237           | 0,12              | 3,08                | 8,46                                | -37                    | 205                 | 2,04   | 30,50     | 8,23      | 18,15     | 41,09     |



Fuente/Source: MEF, BCRP, BLOOMBERG, DATATEC.

\* Para mayor información respecto a la valorización de los bonos y letras puede consultar en: [http://www.mef.gob.pe/contenidos/tesoro\\_pub/gestion\\_act\\_pas/Manual\\_valorizacion\\_instrumentos\\_del\\_Tesoro.pdf](http://www.mef.gob.pe/contenidos/tesoro_pub/gestion_act_pas/Manual_valorizacion_instrumentos_del_Tesoro.pdf)

\*\* Precio de los bonos a fecha de liquidación T+0.

\*\*\* Última negociación 1:30 pm

\*\*\*\* Información con horario de corte 4:30 pm.