



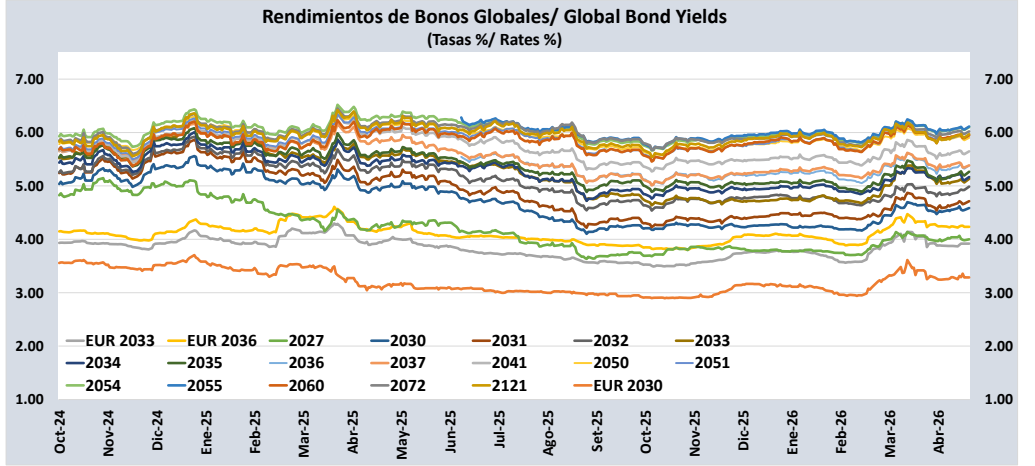
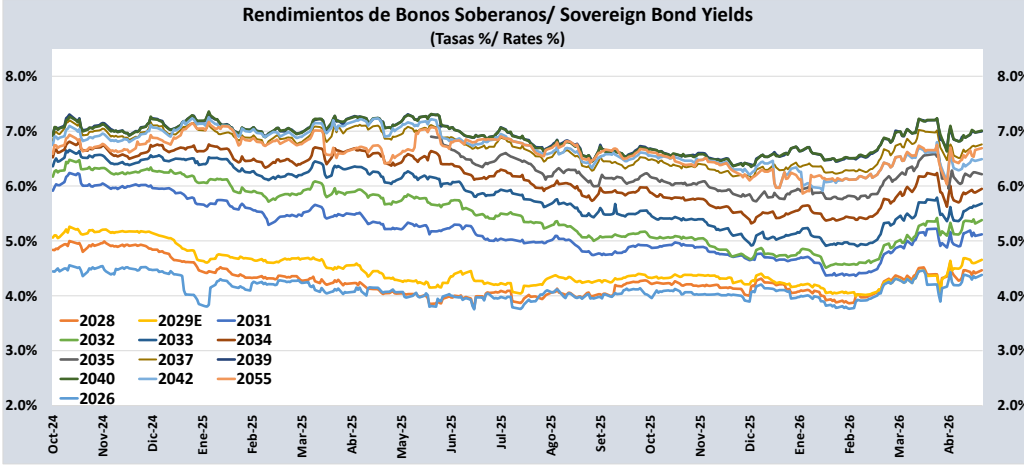
PERU: REPORTE DIARIO / DAILY REPORT

04/05/2026

Bonos soberanos / Sovereign bonds

| Descripción / Description | ISIN | Nemónico / Mnemonic | Intereses corridos / Accrued Interest (%) | Saldo vigente Millones S./ Millions PEN | Cupón / Coupon (%) | Precio / Price | | | | Rendimiento / Yield | | | | N° Operaciones del día / No. Day Operations | Última Negociación*** / Last trade | | Duración / Duration | Duración / Duration | Vida media / Average |
|---------------------------|--------------|---------------------|---|--|--------------------|--------------------|-------------|--------------------------------|--|---------------------|-------------|--------------------------------|--|---|------------------------------------|---|---------------------|---------------------|----------------------|
| | | | | | | Postura / Position | | Última neg. / Last trading day | Prom. ponderado** / Weighted average (%) | Postura / Position | | Última neg. / Last trading day | Prom. ponderado / Weighted average (%) | | Día / Date | Monto (Mills. S.) / Amount (Millions PEN) | Años / Years | Años / Years | Años / Years |
| | | | | | | Compra / Bid | Venta / Ask | | | Compra / Bid | Venta / Ask | | | | | | | | |
| 12-Ago-26 | PEP01000C0J9 | SB12AGO26 | 1,83 | 1 446 | 8,200 | - | - | - | 101,0330 | - | - | - | 4,3798 | - | 1-Abr-26 | 2 | 0,28 | 0,27 | 0,28 |
| 12-Ago-28 | PEP01000C5D1 | SB12AGO28 | 1,42 | 2 804 | 6,350 | - | - | - | 103,9976 | - | - | - | 4,4650 | - | 30-Abr-26 | 50,0 | 2,16 | 2,07 | 2,28 |
| 12-Feb-29 | PEP01000C5F6 | SB12FEB29E | 1,33 | 8 025 | 5,940 | 103.13 | 103.26 | 103.26 | 103,2505 | 4.70 | 4.65 | 4.65 | 4,6557 | 5 | 4-May-26 | 14 | 2,61 | 2,50 | 2,78 |
| 12-Ago-31 | PEP01000C4G7 | SB12AGO31 | 1,56 | 14 560 | 6,950 | 107.65 | 108.50 | 108.31 | 108,3190 | 5.26 | 5.08 | 5.12 | 5,1200 | 2 | 4-May-26 | 9 | 4,54 | 4,32 | 5,28 |
| 12-Ago-32 | PEP01000C5E9 | SB12AGO32 | 1,38 | 22 072 | 6,150 | 103.65 | 104.43 | 104.00 | 104,0076 | 5.45 | 5.30 | 5.38 | 5,3800 | 1 | 4-May-26 | 1 | 5,33 | 5,06 | 6,28 |
| 12-Ago-33 | PEP01000C5I0 | SB12AGO33 | 1,63 | 24 199 | 7,300 | - | - | - | 109,5139 | - | - | - | 5,6800 | - | 30-Abr-26 | 14 | 5,85 | 5,53 | 7,28 |
| 12-Ago-34 | PEP01000C5G4 | SB12AGO34 | 1,21 | 24 259 | 5,400 | 96.07 | 96.66 | 96.51 | 96,4534 | 6.01 | 5.92 | 5.94 | 5,9480 | 10 | 4-May-26 | 20 | 6,76 | 6,38 | 8,28 |
| 12-Ago-35 | PEP01000C5K6 | SB12AGO35 | 1,53 | 23 727 | 6,850 | 103.86 | 104.34 | 104.20 | 104,1203 | 6.30 | 6.23 | 6.25 | 6,2614 | 17 | 4-May-26 | 50 | 7,07 | 6,65 | 9,28 |
| 12-Ago-37 | PEP01000C2Z1 | SB12AGO37 | 1,54 | 23 287 | 6,900 | 100.99 | 101.64 | 101.33 | 101,1969 | 6.79 | 6.70 | 6.74 | 6,7577 | 23 | 4-May-26 | 52 | 8,03 | 7,53 | 11,28 |
| 12-Ago-39 | PEP01000C5J8 | SB12AGO39 | 1,70 | 18 670 | 7,600 | 104.69 | 105.62 | 105.36 | 105,3187 | 7.07 | 6.96 | 7.00 | 6,9946 | 17 | 4-May-26 | 32 | 8,70 | 8,13 | 13,28 |
| 12-Ago-40 | PEP01000C5H2 | SB12AGO40 | 1,20 | 12 836 | 5,350 | 84.52 | 85.54 | 85.38 | 85,3137 | 7.11 | 6.98 | 7.00 | 7,0083 | 13 | 4-May-26 | 28 | 9,78 | 9,14 | 14,28 |
| 12-Feb-42 | PEP01000C4L7 | SB12FEB42 | 1,53 | 5 040 | 6,850 | - | - | - | 103,5877 | - | - | - | 6,4891 | - | 15-Abr-26 | 2 | 9,99 | 9,38 | 15,78 |
| 12-Feb-55 | PEP01000C4S2 | SB12FEB55 | 1,50 | 3 543 | 6,714 | - | - | - | 100,4446 | - | - | - | 6,6889 | - | 30-Abr-26 | 6 | 13,12 | 12,30 | 28,78 |
| 12-Feb-30 | PEP01000C4U8 | SB12FEB30 | 0,65 | 114 | 2,89%+VAC | - | - | - | 101,7452 | - | - | - | 2,3806 | - | 18-Ago-23 | 20 | 3,64 | 3,55 | 3,78 |
| 31-Ene-35 | PEP01000CV85 | SB31ENE35 | 1,90 | 1 783 | 7,39% + VAC | - | - | - | 129,0042 | - | - | - | 3,4866 | - | 17-Dic-24 | 1 | 6,89 | 6,65 | 8,75 |
| 12-Feb-40 | PEP01000C4V6 | SB12FEB40 | 0,70 | 536 | 3,14%+VAC | - | - | - | 88,3498 | - | - | - | 4,2502 | - | 23-Oct-25 | 5 | 11,17 | 10,71 | 13,78 |
| 12-Ago-46 | PEP01000C1S8 | SB12AGO46 | 0,86 | 1 320 | 3,83% + VAC | - | - | - | 102,0677 | - | - | - | 3,6639 | - | 11-Oct-24 | 52 | 14,44 | 13,93 | 20,28 |
| 12-Feb-54 | PEP01000C4T0 | SB12FEB54 | 0,73 | 2 636 | 3,26%+VAC | - | - | - | 93,8631 | - | - | - | 3,5980 | - | 10-Abr-26 | 2 | 18,25 | 17,62 | 27,78 |

Nota: Precios y rendimientos calculados de acuerdo a los criterios establecidos en el Manual de Valorización de Títulos de Tesoro Público, donde: Negociado (negro), Cotizado (naranja), Valorizado (verde) o Subasta (azul).
 Note: Prices and returns calculated according to the criteria established in the Manual for the Valuation of Public Treasury Securities, where: Negotiated (black), Listed (orange), Valued (green) or Auction (blue).



Fuente/Source: MEF, BCRP, BLOOMBERG, DATATEC.

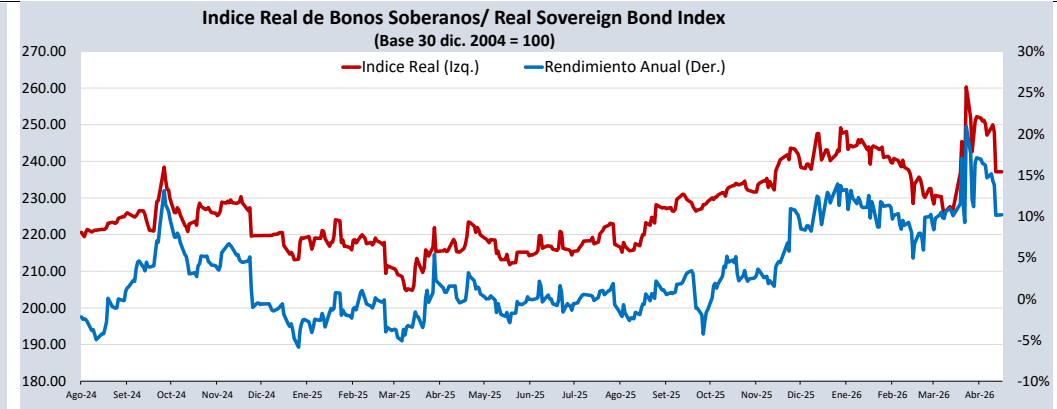
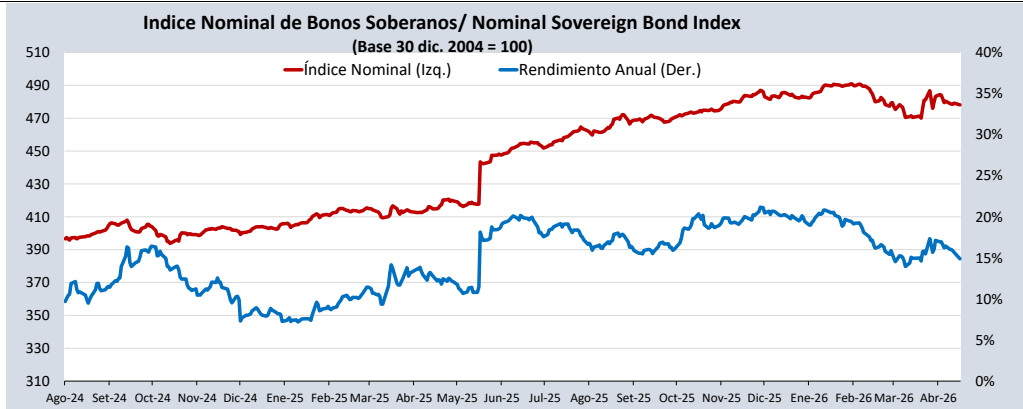
Bonos globales**** / Global bonds

| Bonos / Bonds | ISIN | Saldo vigente Millones USD / Outstanding mills. USD | Cupón % / Coupon % | Precio / Price | Cambio / Change | | Diferencial Precios compra-venta / Price spread bid- ask | Rendimiento% / Yields % | Cambio / Change (bps.) | | Diferencial Tasas compra-venta / Yield spread bid- ask (bps) | Análisis de sensibilidad / Sensitivity Analysis | | |
|---------------|--------------|---|--------------------|----------------|-------------------|---------------------|---|----------------------------|------------------------|---------------------|---|--|--|---------------------------------|
| | | | | | Diario / Daily | Semanal / Weekly | | | Diario / Daily | Semanal / Weekly | | Duración / Duration | Duración modificada / Modified duration | Vida media / Average life |
| 25-ago-27 | US715638BU55 | 449 | 4,125 | 100,1510 | -0,02 | 0,04 | -0,36 | 4,0010 | 2 | -4 | 29 | 1,28 | 1,25 | 1,31 |
| 20-jun-30 | US715638DA73 | 466 | 2,844 | 93,5190 | -0,13 | 0,01 | -0,42 | 4,5860 | 4 | 0 | 12 | 3,87 | 3,79 | 4,13 |
| 30-mar-30 | XS1373156618 | €860 | 3,750 | 101,6290 | 0,00 | -0,13 | -0,75 | 3,2870 | 0 | 3 | 21 | 3,66 | 3,60 | 3,91 |
| 23-ene-31 | US715638DF60 | 2 799 | 2,783 | 91,9090 | -0,19 | -0,13 | -0,20 | 4,7150 | 5 | 4 | 5 | 4,40 | 4,30 | 4,72 |
| 01-dic-32 | US715638DP43 | 1 000 | 1,862 | 82,6730 | -0,30 | -0,51 | -0,45 | 4,9860 | 6 | 11 | 9 | 6,12 | 5,97 | 6,58 |
| 21-nov-33 | US715638AP79 | 2 152 | 8,750 | 122,3840 | -0,48 | -0,35 | -0,73 | 5,1330 | 7 | 4 | 10 | 5,70 | 5,56 | 7,55 |
| 11-mar-33 | XS2314020806 | €825 | 1,250 | 84,2320 | 0,00 | -0,25 | -0,75 | 3,9190 | 0 | 5 | 14 | 6,54 | 6,42 | 6,85 |
| 15-ene-34 | US715638DU38 | 2 250 | 3,000 | 86,3840 | -0,36 | 0,30 | -0,39 | 5,1660 | 6 | -5 | 7 | 6,79 | 6,62 | 7,70 |
| 08-feb-35 | US715638EB48 | 1 250 | 5,375 | 100,7470 | -0,50 | -0,35 | -0,55 | 5,2660 | 7 | 5 | 8 | 7,02 | 6,84 | 8,76 |
| 30-mar-36 | US715638FC12 | 2 080 | 5,500 | 100,8870 | -0,46 | -0,25 | -0,21 | 5,3830 | 6 | 3 | 3 | 7,74 | 7,54 | 9,91 |
| 17-nov-36 | XS2408608219 | €1 000 | 1,950 | 80,9030 | 0,00 | -0,07 | -0,87 | 4,2330 | 0 | 1 | 12 | 9,33 | 9,14 | 10,54 |
| 14-mar-37 | US715638AU64 | 1 130 | 6,550 | 109,4860 | -0,34 | 0,39 | -0,33 | 5,3840 | 4 | -5 | 4 | 8,02 | 7,81 | 10,86 |
| 11-mar-41 | US715638DS81 | 1 250 | 3,300 | 76,6130 | -0,44 | 0,02 | -0,57 | 5,6470 | 5 | 0 | 7 | 11,27 | 10,96 | 14,85 |
| 18-nov-50 | US715638BM30 | 2 545 | 5,625 | 96,4510 | -0,58 | 0,20 | -0,42 | 5,9000 | 5 | -2 | 3 | 13,04 | 12,67 | 24,54 |
| 10-mar-51 | US715638DT64 | 1 750 | 3,550 | 69,1020 | -0,51 | -0,10 | -0,46 | 5,9450 | 5 | 1 | 5 | 14,74 | 14,32 | 24,85 |
| 08-ago-54 | US715638EC21 | 1 750 | 5,875 | 96,9730 | -0,66 | -0,28 | -0,60 | 6,1000 | 5 | 2 | 5 | 13,71 | 13,30 | 28,26 |
| 30-jun-55 | US715638FD94 | 1 400 | 6,200 | 101,1720 | -0,80 | -0,43 | -0,32 | 6,1130 | 6 | 3 | 2 | 13,62 | 13,22 | 29,16 |
| 01-dic-60 | US715638DQ26 | 2 000 | 2,780 | 53,7540 | -0,50 | 0,08 | -0,55 | 5,9480 | 5 | -1 | 6 | 17,21 | 16,71 | 34,58 |
| 15-ene-72 | US715638DW93 | 1 000 | 3,600 | 62,4540 | -0,52 | 0,04 | -0,51 | 6,0210 | 5 | 0 | 5 | 16,95 | 16,46 | 45,70 |
| 28-jul-21 | US715638DR09 | 1 000 | 3,230 | 54,2920 | -0,59 | -0,21 | -0,65 | 5,9670 | 6 | 2 | 7 | 17,17 | 16,67 | 95,23 |

Índice de bonos soberanos / Peruvian sovereign bond index

| Índice / Index | Valor / Value | Cambio / Change | | Rend anual % / Annual yield % | Cambio / Change (bps.) | | Composición del índice (%) / Index composition (%) | | | | | | | | | | | |
|---|---------------|-------------------|---------------------|-------------------------------------|------------------------|---------------------|--|-----------|-----------|-----------|-----------|-----------|-----------|-----------|-----------|-----------|-----------|-----------|
| | | Diario / Daily | Semanal / Weekly | | Diario / Daily | Semanal / Weekly | 12-Ago-28 | 12-Feb-29 | 12-Ago-31 | 12-Ago-32 | 12-Ago-33 | 12-Ago-34 | 12-Ago-35 | 12-Ago-37 | 12-Ago-39 | 12-Ago-40 | 12-Feb-42 | 12-Feb-55 |
| Índice de bonos soberanos nominal / Nominal sovereign bond index | 478 | -1,0 | -2,2 | 14,88 | -78 | -155 | 1,55 | 4,41 | 8,41 | 12,23 | 14,14 | 12,46 | 13,18 | 12,58 | 10,51 | 5,84 | 2,79 | 1,90 |

| Índice / Index | Valor / Value | Cambio / Change | | Rend anual % / Annual yield % | Cambio / Change (bps.) | | Composición del índice (%) / Index composition (%) | | | | |
|---|---------------|-------------------|---------------------|-------------------------------------|------------------------|---------------------|--|-----------|-----------|-----------|-----------|
| | | Diario / Daily | Semanal / Weekly | | Diario / Daily | Semanal / Weekly | 12-Feb-30 | 31-Ene-35 | 12-Feb-40 | 12-Feb-46 | 12-Feb-54 |
| Índice de bonos soberanos real / Real sovereign bond index | 237 | 0,00 | -10,00 | 10,19 | 7 | -448 | 2,00 | 30,25 | 8,16 | 18,13 | 41,47 |



Fuente/Source: MEF, BCRP, BLOOMBERG, DATATEC.

* Para mayor información respecto a la valorización de los bonos y letras puede consultar en: http://www.mef.gob.pe/contenidos/tesoro_pub/gestion_act_pas/Manual_valorizacion_instrumentos_del_Tesoro.pdf

** Precio de los bonos a fecha de liquidación T+0.

*** Última negociación 1:30 pm

**** Información con horario de corte 4:30 pm.