



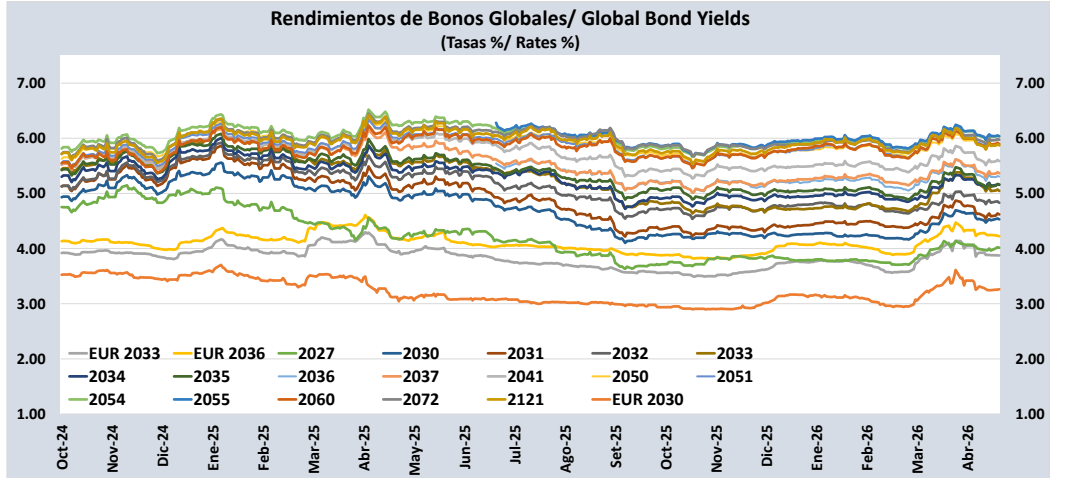
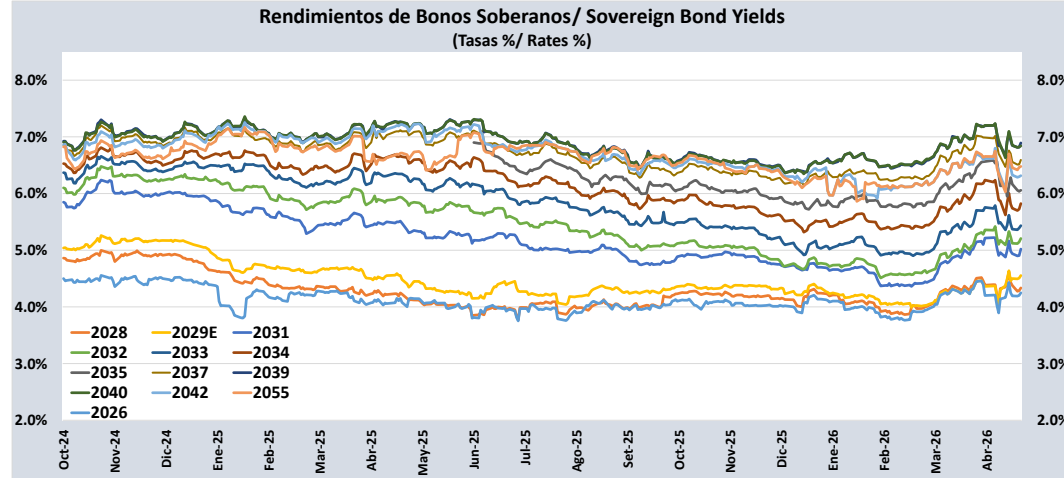
PERU: REPORTE DIARIO / DAILY REPORT

22/04/2026

Bonos soberanos / Sovereign bonds

| Bonos* / Bonds | | | | Saldo vigente | Cupón / Coupon (%) | Precio / Price | | | | Rendimiento / Yield | | | | N° Operaciones del día / No. Day Operations | Última Negociación*** / Last trade | | Duración / Duration | Duración Modificada | Vida media / Average |
|---------------------------|--------------|---------------------|---|---------------|--------------------|---------------------------|--------------------|-------------|--------------------------------|--|--------------------|------|--------------------------------|---|--|------------|---------------------|---------------------|----------------------|
| Descripción / Description | ISIN | Nemónico / Mnemonic | Intereses corridos / Accrued Interest (%) | | | Millones S./ Millions PEN | Postura / Position | | Última neg. / Last trading day | Prom. ponderado** / Weighted average (%) | Postura / Position | | Última neg. / Last trading day | | Prom. ponderado / Weighted average (%) | Día / Date | | | |
| | | | | Compra / Bid | Venta / Ask | | Compra / Bid | Venta / Ask | | | | | | | | | | | |
| 12-Ago-26 | PEP01000C0J9 | SB12AGO26 | 1,56 | 1 446 | 8,200 | - | - | - | 101,1980 | - | - | - | 4,2492 | - | 1-Abr-26 | 2 | 0,31 | 0,30 | 0,31 |
| 12-Ago-28 | PEP01000C5D1 | SB12AGO28 | 1,21 | 2 804 | 6,350 | - | - | - | 104,3441 | - | - | - | 4,3344 | - | 17-Abr-26 | 6 | 2,19 | 2,10 | 2,31 |
| 12-Feb-29 | PEP01000C5F6 | SB12FEB29E | 1,13 | 8 025 | 5,940 | 103.29 | 103.39 | 103.39 | 103,5567 | 4.65 | 4.61 | 4.61 | 4,5544 | 17 | 22-Abr-26 | 66 | 2,65 | 2,53 | 2,81 |
| 12-Ago-31 | PEP01000C4G7 | SB12AGO31 | 1,32 | 14 560 | 6,950 | 108.44 | 108.92 | 108.66 | 108,8474 | 5.10 | 5.00 | 5.06 | 5,0196 | 9 | 22-Abr-26 | 54 | 4,58 | 4,36 | 5,31 |
| 12-Ago-32 | PEP01000C5E9 | SB12AGO32 | 1,17 | 22 072 | 6,150 | 104.50 | 105.53 | 104.69 | 104,9568 | 5.29 | 5.10 | 5.26 | 5,2075 | 15 | 22-Abr-26 | 200 | 5,37 | 5,10 | 6,31 |
| 12-Ago-33 | PEP01000C5I0 | SB12AGO33 | 1,39 | 24 199 | 7,300 | 110.34 | 110.90 | 110.78 | 111,0863 | 5.55 | 5.46 | 5.48 | 5,4337 | 14 | 22-Abr-26 | 127 | 5,89 | 5,59 | 7,31 |
| 12-Ago-34 | PEP01000C5G4 | SB12AGO34 | 1,03 | 24 259 | 5,400 | 96.81 | 97.32 | 96.90 | 97,2322 | 5.89 | 5.81 | 5.88 | 5,8227 | 17 | 22-Abr-26 | 139 | 6,81 | 6,43 | 8,31 |
| 12-Ago-35 | PEP01000C5K6 | SB12AGO35 | 1,31 | 23 727 | 6,850 | 104.35 | 105.49 | 104.67 | 104,8059 | 6.23 | 6.07 | 6.19 | 6,1664 | 9 | 22-Abr-26 | 80 | 7,11 | 6,70 | 9,31 |
| 12-Ago-37 | PEP01000C2Z1 | SB12AGO37 | 1,32 | 23 287 | 6,900 | 102.27 | 103.62 | 102.12 | 102,4952 | 6.62 | 6.45 | 6.64 | 6,5922 | 11 | 22-Abr-26 | 39 | 8,09 | 7,59 | 11,31 |
| 12-Ago-39 | PEP01000C5J8 | SB12AGO39 | 1,45 | 18 445 | 7,600 | 105.71 | 106.57 | 105.89 | 106,2182 | 6.95 | 6.85 | 6.93 | 6,8933 | 18 | 22-Abr-26 | 43 | 8,76 | 8,19 | 13,31 |
| 12-Ago-40 | PEP01000C5H2 | SB12AGO40 | 1,02 | 12 836 | 5,350 | 85.77 | 86.09 | 86.72 | 86,6561 | 6.95 | 6.91 | 6.83 | 6,8383 | 8 | 22-Abr-26 | 69 | 9,85 | 9,22 | 14,31 |
| 12-Feb-42 | PEP01000C4L7 | SB12FEB42 | 1,31 | 5 040 | 6,850 | - | - | - | 105,3366 | - | - | - | 6,3148 | - | 15-Abr-26 | 2 | 10,08 | 9,48 | 15,81 |
| 12-Feb-55 | PEP01000C4S2 | SB12FEB55 | 1,28 | 3 543 | 6,714 | - | - | - | 103,1633 | - | - | - | 6,4770 | - | 21-Abr-26 | 2 | 13,35 | 12,54 | 28,81 |
| 12-Feb-30 | PEP01000C4U8 | SB12FEB30 | 0,55 | 113 | 2,89%+VAC | - | - | - | 103,2854 | - | - | - | 1,9691 | - | 18-Ago-23 | 20 | 3,67 | 3,60 | 3,81 |
| 31-Ene-35 | PEP01000C85 | SB31ENE35 | 1,65 | 1 774 | 7,39%+VAC | - | - | - | 132,8786 | - | - | - | 3,0624 | - | 17-Dic-24 | 1 | 6,95 | 6,75 | 8,78 |
| 12-Feb-40 | PEP01000C4V6 | SB12FEB40 | 0,60 | 533 | 3,14%+VAC | - | - | - | 92,7616 | - | - | - | 3,8003 | - | 23-Oct-25 | 5 | 11,28 | 10,87 | 13,81 |
| 12-Ago-46 | PEP01000C1S8 | SB12AGO46 | 0,73 | 1 313 | 3,83%+VAC | - | - | - | 109,5496 | - | - | - | 3,1663 | - | 11-Oct-24 | 52 | 14,72 | 14,26 | 20,31 |
| 12-Feb-54 | PEP01000C4T0 | SB12FEB54 | 0,62 | 2 622 | 3,26%+VAC | - | - | - | 103,0522 | - | - | - | 3,0805 | - | 10-Abr-26 | 2 | 18,79 | 18,23 | 27,81 |

Nota: Precios y rendimientos calculados de acuerdo a los criterios establecidos en el Manual de Valorización de Títulos de Tesoro Público, donde: Negociado (negro), Cotizado (naranja), Valorizado (verde) o Subasta (azul).
 Note: Prices and returns calculated according to the criteria established in the Manual for the Valuation of Public Treasury Securities, where: Negotiated (black), Listed (orange), Valued (green) or Auction (blue).



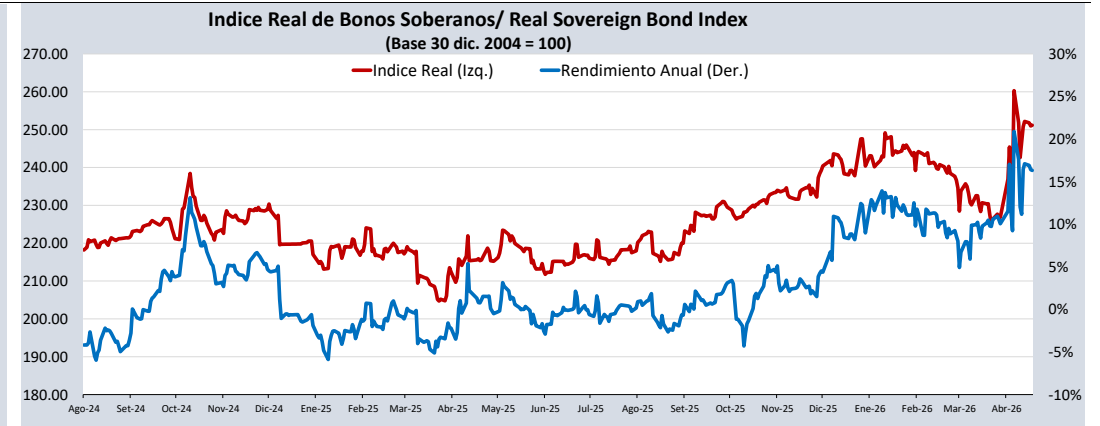
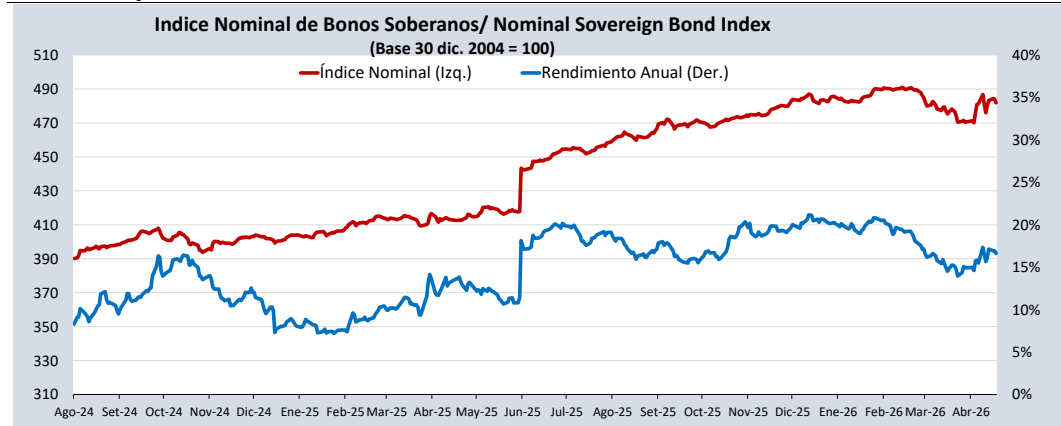
Bonos globales**** / Global bonds

| Bonos / Bonds | ISIN | Saldo vigente Millones USD / Outstanding mills. USD | Cupón % / Coupon % | Precio / Price | Cambio / Change | | Diferencial Precios compra- venta / Price spread bid- ask | Rendimiento% / Yields % | Cambio / Change (bps.) | | Diferencial Tasas compra- venta (pbs) / Yield spread bid-ask (bps) | Análisis de sensibilidad / Sensitivity Analysis | | |
|---------------|--------------|---|--------------------|----------------|-------------------|------------------|--|----------------------------|------------------------|------------------|---|--|--|---------------------------------|
| | | | | | Diario / Daily | Semanal / Weekly | | | Diario / Daily | Semanal / Weekly | | Duración / Duration | Duración modificada / Modified duration | Vida media / Average life |
| 25-ago-27 | US715638BU55 | 449 | 4,125 | 100,1380 | 0,01 | -0,06 | -0,51 | 4,0150 | -1 | 5 | 40 | 1,31 | 1,29 | 1,34 |
| 20-jun-30 | US715638DA73 | 466 | 2,844 | 93,6720 | 0,06 | -0,06 | -0,47 | 4,5300 | -2 | 3 | 13 | 3,91 | 3,82 | 4,16 |
| 30-mar-30 | XS1373156618 | €860 | 3,750 | 101,7310 | -0,03 | -0,07 | -0,75 | 3,2620 | 1 | 2 | 21 | 3,69 | 3,63 | 3,94 |
| 23-ene-31 | US715638DF60 | 2 799 | 2,783 | 92,2500 | 0,08 | -0,04 | -0,40 | 4,6180 | -2 | 2 | 10 | 4,44 | 4,34 | 4,75 |
| 01-dic-32 | US715638DP43 | 1 000 | 1,862 | 83,3770 | 0,13 | 0,16 | -0,40 | 4,8310 | -2 | -2 | 8 | 6,15 | 6,01 | 6,61 |
| 21-nov-33 | US715638AP79 | 2 152 | 8,750 | 123,0770 | 0,16 | 0,21 | -0,77 | 5,0460 | -2 | -4 | 11 | 5,74 | 5,60 | 7,58 |
| 11-mar-33 | XS2314020806 | €825 | 1,250 | 84,4060 | 0,01 | 0,08 | -0,66 | 3,8750 | 0 | -1 | 12 | 6,58 | 6,45 | 6,89 |
| 15-ene-34 | US715638DU38 | 2 250 | 3,000 | 86,3950 | 0,05 | 0,09 | -0,33 | 5,1560 | -1 | -1 | 6 | 6,82 | 6,65 | 7,73 |
| 08-feb-35 | US715638EB48 | 1 250 | 5,375 | 101,4680 | 0,05 | -0,19 | -0,45 | 5,1640 | -1 | 3 | 6 | 7,06 | 6,88 | 8,79 |
| 30-mar-36 | US715638FC12 | 2 080 | 5,500 | 101,4890 | 0,08 | -0,18 | -0,30 | 5,3050 | -1 | 2 | 4 | 7,78 | 7,58 | 9,94 |
| 17-nov-36 | XS2408608219 | €1 000 | 1,950 | 80,9290 | 0,07 | 0,18 | -0,72 | 4,2230 | -1 | -2 | 10 | 9,37 | 9,17 | 10,57 |
| 14-mar-37 | US715638AU64 | 1 130 | 6,550 | 109,6760 | 0,18 | -0,08 | -0,71 | 5,3650 | -2 | 1 | 8 | 8,06 | 7,85 | 10,89 |
| 11-mar-41 | US715638DS81 | 1 250 | 3,300 | 77,0920 | 0,19 | -0,16 | -0,64 | 5,5870 | -2 | 2 | 7 | 11,32 | 11,01 | 14,89 |
| 18-nov-50 | US715638BM30 | 2 545 | 5,625 | 96,8830 | 0,16 | -0,12 | -0,69 | 5,8660 | -1 | 1 | 5 | 13,10 | 12,73 | 24,57 |
| 10-mar-51 | US715638DT64 | 1 750 | 3,550 | 69,7950 | 0,21 | -0,08 | -0,61 | 5,8750 | -2 | 1 | 6 | 14,83 | 14,41 | 24,88 |
| 08-ago-54 | US715638EC21 | 1 750 | 5,875 | 97,8510 | 0,24 | -0,30 | -0,60 | 6,0340 | -2 | 2 | 4 | 13,80 | 13,40 | 28,29 |
| 30-jun-55 | US715638FD94 | 1 400 | 6,200 | 102,1820 | 0,17 | -0,13 | -0,33 | 6,0390 | -1 | 1 | 2 | 13,73 | 13,33 | 29,19 |
| 01-dic-60 | US715638DQ26 | 2 000 | 2,780 | 54,2180 | 0,21 | -0,24 | -0,58 | 5,8960 | -2 | 3 | 6 | 17,32 | 16,82 | 34,61 |
| 15-ene-72 | US715638DW93 | 1 000 | 3,600 | 62,9480 | 0,13 | -0,31 | -0,66 | 5,9740 | -1 | 3 | 6 | 17,08 | 16,58 | 45,73 |
| 28-jul-21 | US715638DR09 | 1 000 | 3,230 | 55,1500 | 0,17 | -0,13 | -0,68 | 5,8750 | -2 | 1 | 7 | 17,47 | 16,97 | 95,27 |

Índice de bonos soberanos / Peruvian sovereign bond index

| Índice / Index | Valor / Value | Cambio / Change | | Rend anual % / Annual yield % | Cambio / Change (bps.) | | Composición del índice (%) / Index composition (%) | | | | | | | | | | | |
|---|---------------|-------------------|---------------------|-------------------------------------|------------------------|---------------------|--|-----------|-----------|-----------|-----------|-----------|-----------|-----------|-----------|-----------|-----------|-----------|
| | | Diario / Daily | Semanal / Weekly | | Diario / Daily | Semanal / Weekly | 12-Ago-28 | 12-Feb-29 | 12-Ago-31 | 12-Ago-32 | 12-Ago-33 | 12-Ago-34 | 12-Ago-35 | 12-Ago-37 | 12-Ago-39 | 12-Ago-40 | 12-Feb-42 | 12-Feb-55 |
| Índice de bonos soberanos nominal / Nominal sovereign bond index | 482 | -2,1 | 5,8 | 16,61 | -33 | 94 | 1,55 | 4,41 | 8,42 | 12,30 | 14,29 | 12,51 | 12,88 | 12,53 | 10,43 | 5,91 | 2,82 | 1,94 |

| Índice / Index | Valor / Value | Cambio / Change | | Rend anual % / Annual yield % | Cambio / Change (bps.) | | Composición del índice (%) / Index composition (%) | | | | |
|---|---------------|-------------------|---------------------|-------------------------------------|------------------------|---------------------|--|-----------|-----------|-----------|-----------|
| | | Diario / Daily | Semanal / Weekly | | Diario / Daily | Semanal / Weekly | 12-Feb-30 | 31-Ene-35 | 12-Feb-40 | 12-Feb-46 | 12-Feb-54 |
| Índice de bonos soberanos real / Real sovereign bond index | 251 | 0,20 | 4,44 | 16,33 | -8 | 516 | 1,90 | 29,19 | 8,02 | 18,23 | 42,66 |



Fuente/Source: MEF, BCRP, BLOOMBERG, DATATEC.

* Para mayor información respecto a la valorización de los bonos y letras puede consultar en: http://www.mef.gob.pe/contenidos/tesoro_pub/gestion_act_pas/Manual_valorizacion_instrumentos_del_Tesoro.pdf

** Precio de los bonos a fecha de liquidación T+0.

*** Última negociación 1:30 pm

**** Información con horario de corte 4:30 pm.