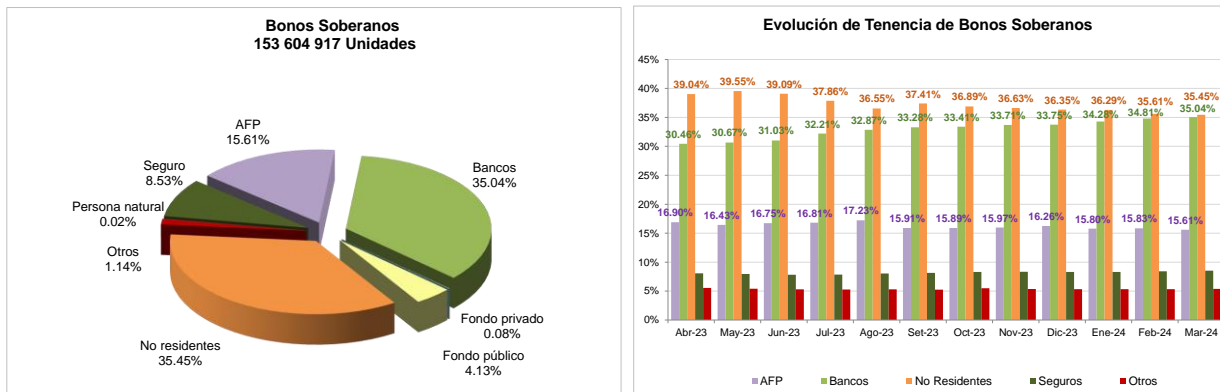


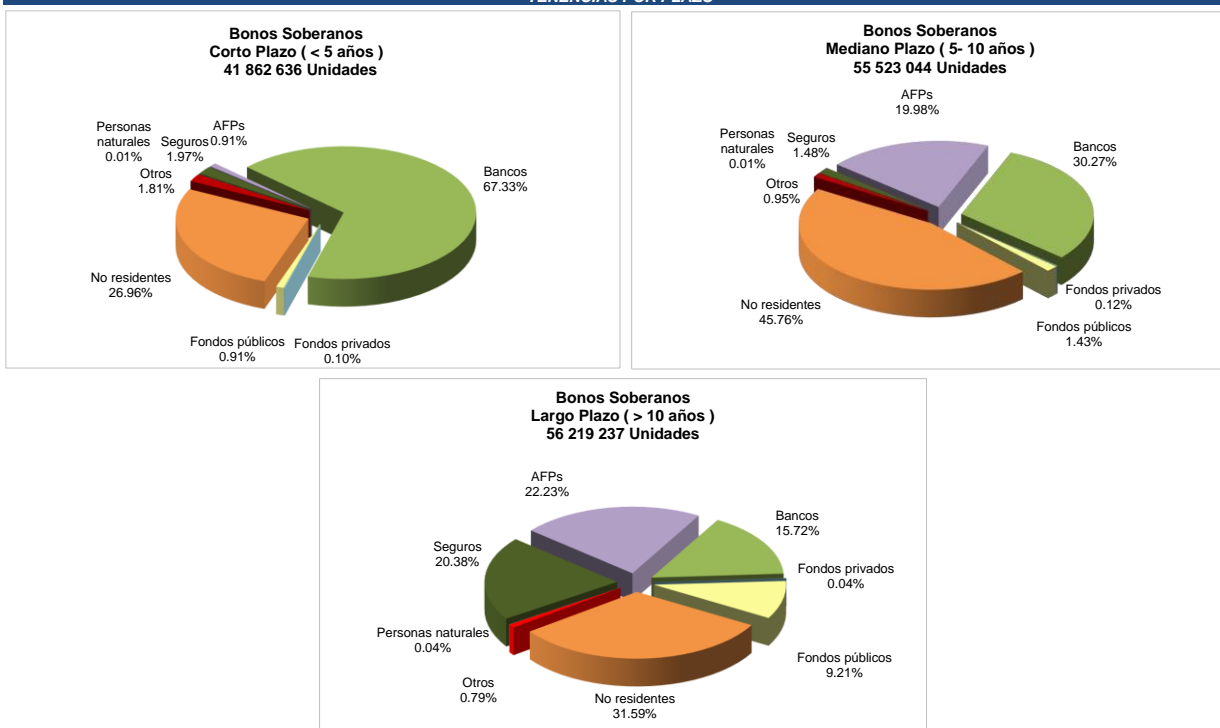
RESUMEN GENERAL DE TENENCIAS DE BONOS SOBERANOS

Marzo de 2024

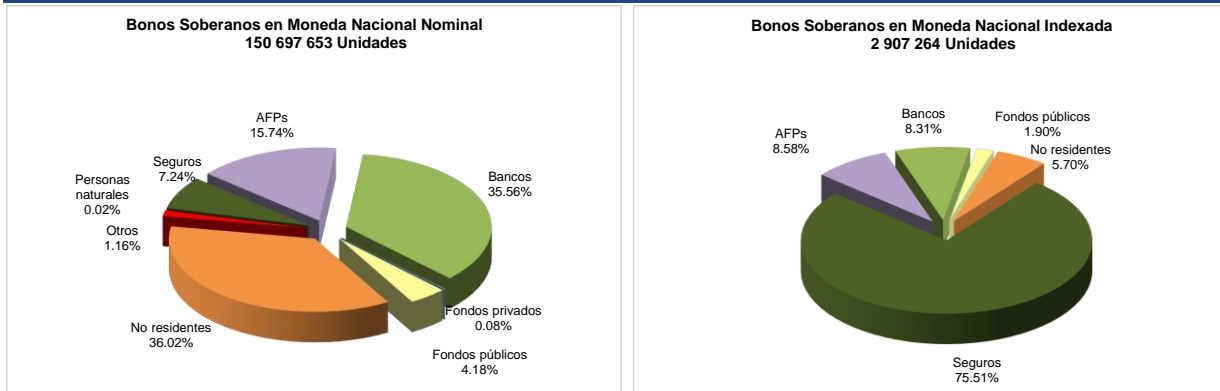
TENENCIAS POR INSTITUCIONES



TENENCIAS POR PLAZO



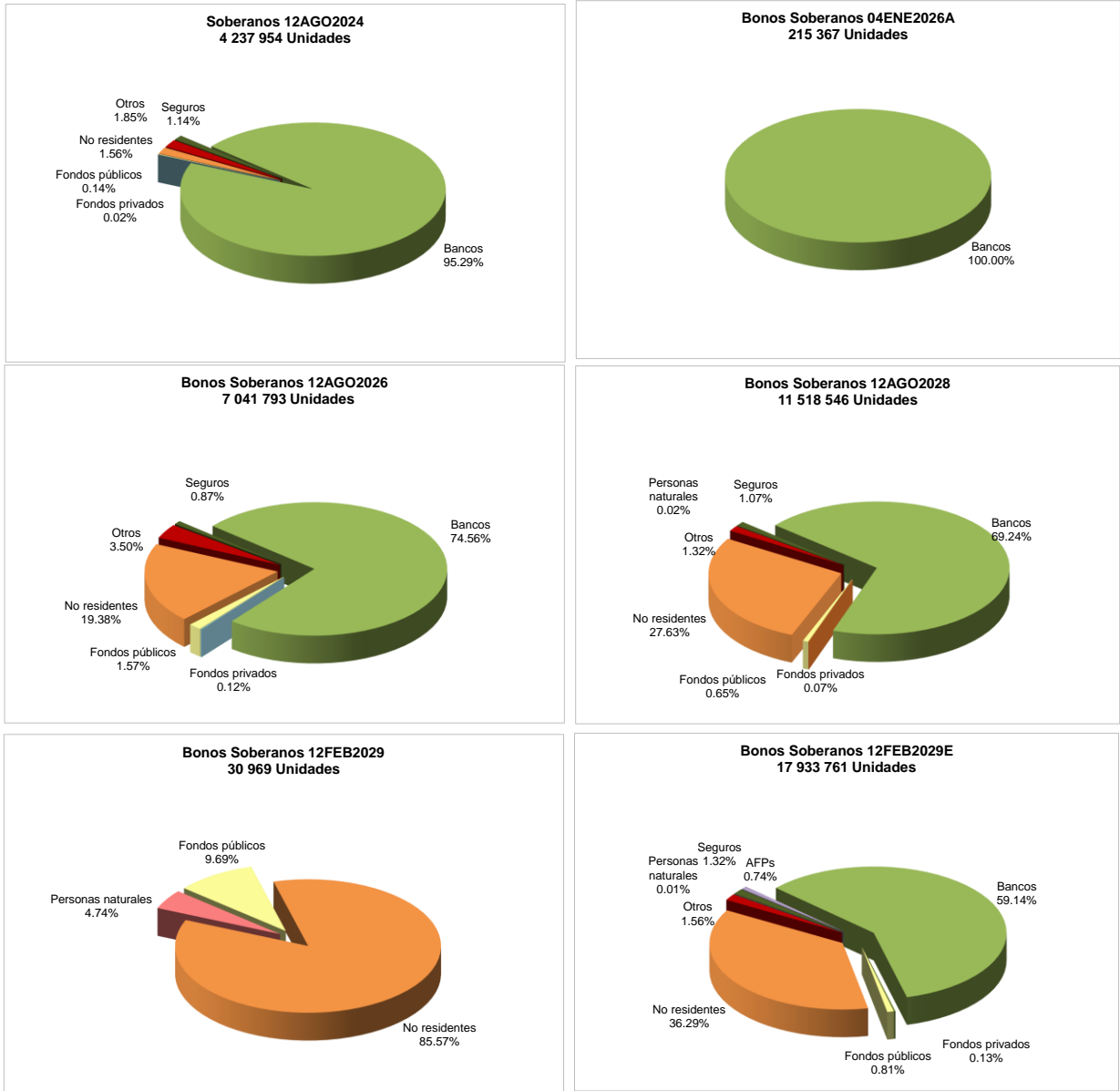
TENENCIAS POR BONOS EN MONEDA NACIONAL NOMINAL E INDEXADA





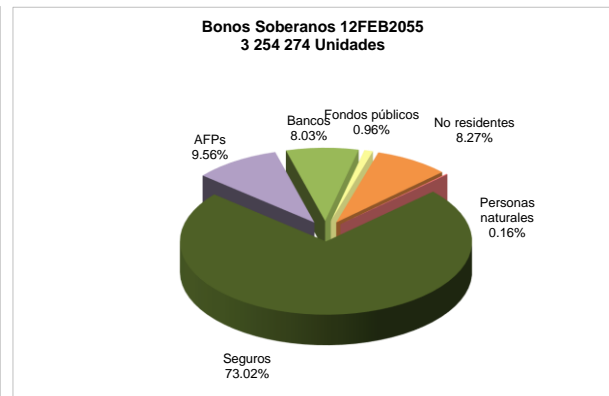
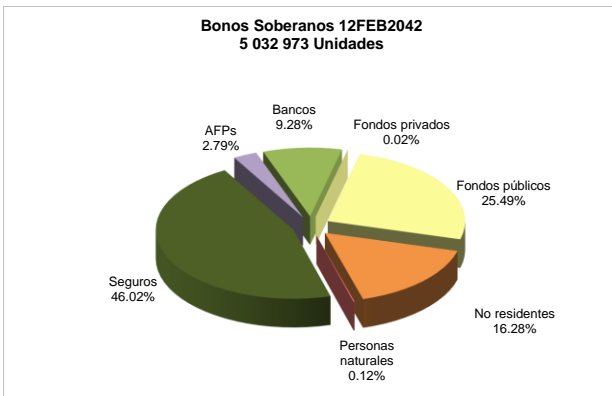
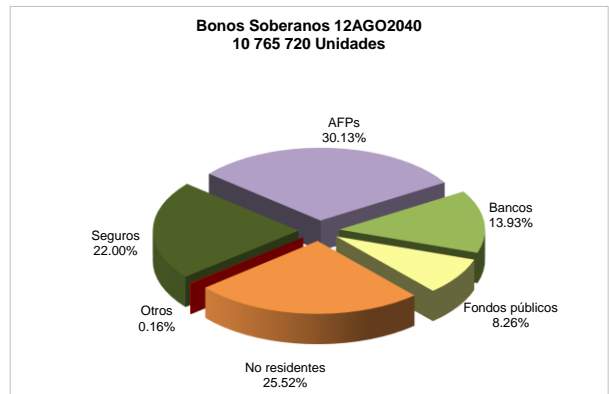
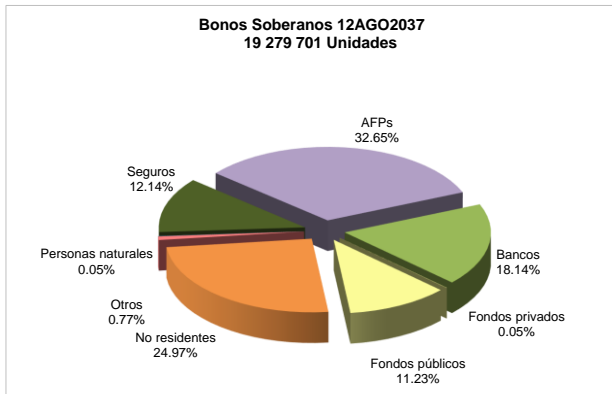
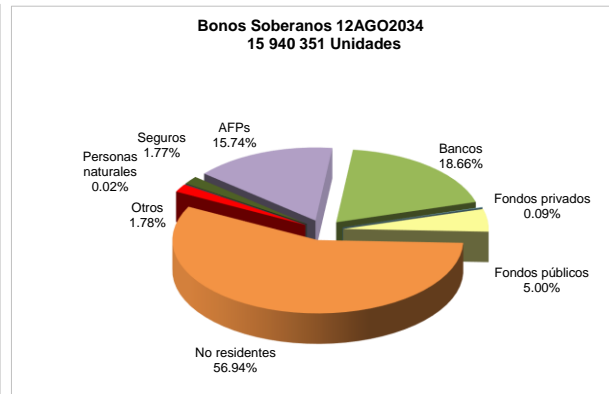
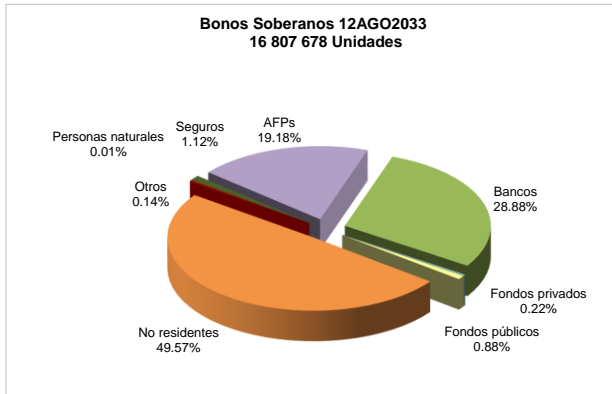
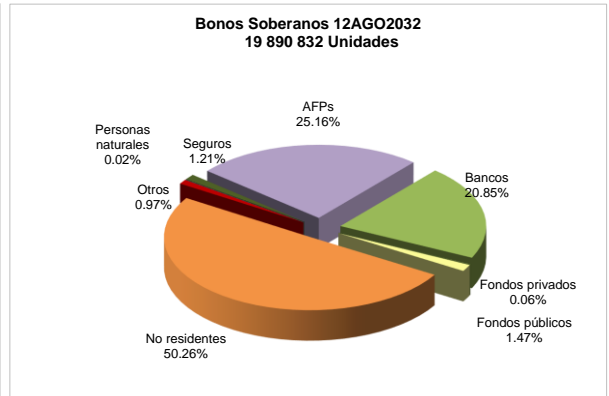
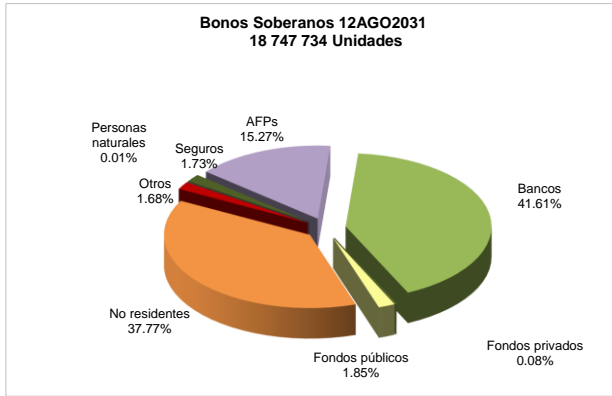
RESUMEN GENERAL DE TENENCIAS DE BONOS SOBERANOS Marzo de 2024

TENENCIAS POR BONOS EN MONEDA NACIONAL NOMINAL





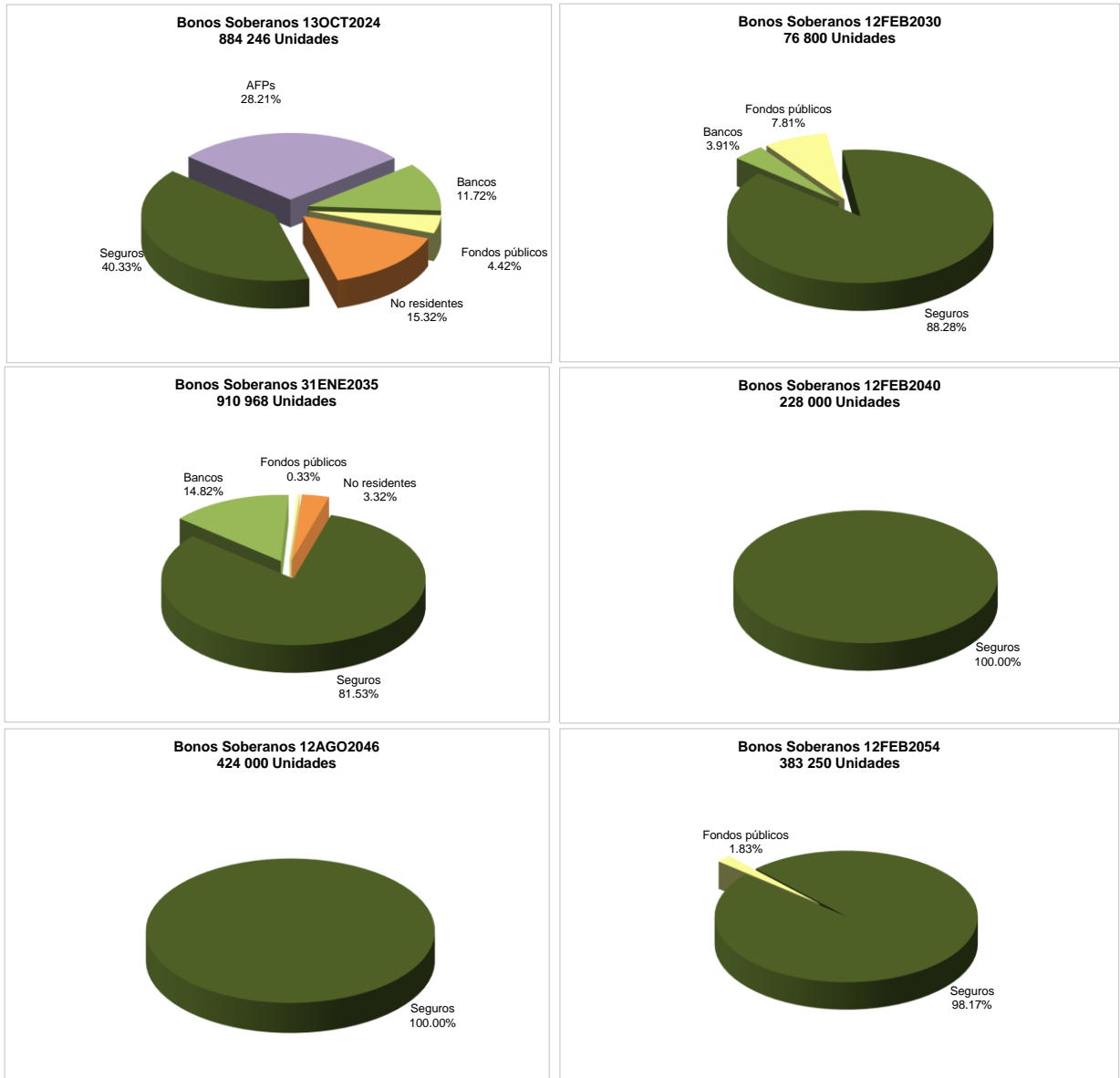
RESUMEN GENERAL DE TENENCIAS DE BONOS SOBERANOS Marzo de 2024





RESUMEN GENERAL DE TENENCIAS DE BONOS SOBERANOS Marzo de 2024

TENENCIAS POR BONOS EN MONEDA NACIONAL INDEXADA

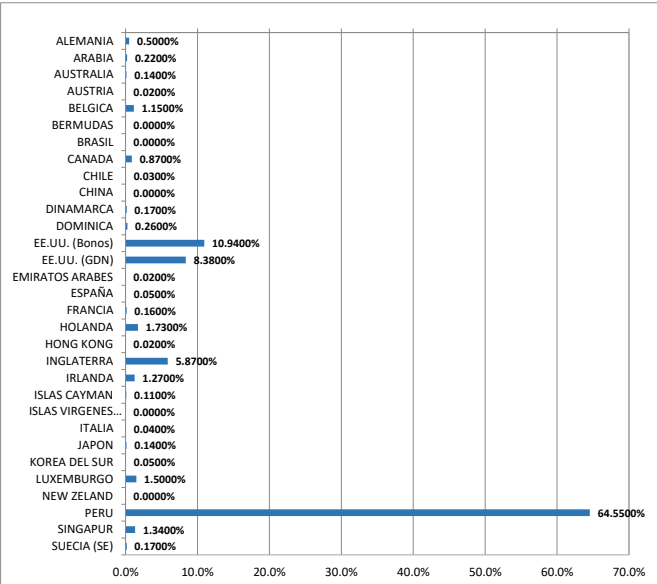


RESUMEN GENERAL DE TENENCIAS DE BONOS SOBERANOS

Marzo de 2024

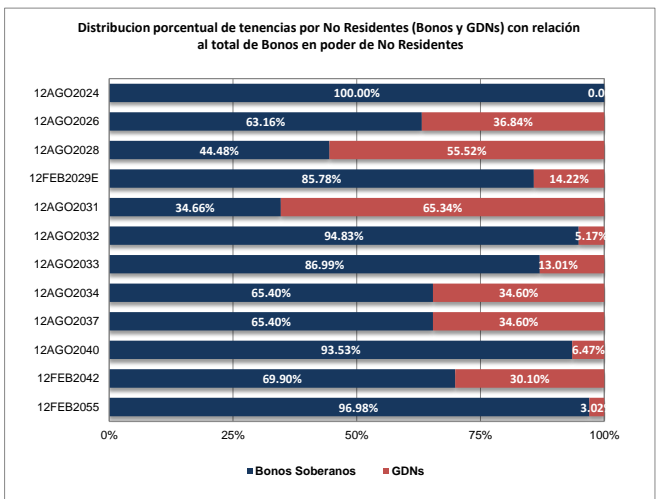
TENENCIAS SEGUN EL PAIS DE ORIGEN DEL TENEDOR

Paises	Total Unidades	Total % (a+b)	Tasa Fija % (a)	Tasa VAC % (b)
ALEMANIA	760,721	0.5000%	0.50%	0.00%
ARABIA	343,025	0.2200%	0.22%	0.00%
AUSTRALIA	208,043	0.1400%	0.14%	0.00%
AUSTRIA	18,900	0.0200%	0.02%	0.00%
BELGICA	1,762,123	1.1500%	1.15%	0.00%
BERMUDAS	8	0.0000%	0.00%	0.00%
BRASIL	1,500	0.0000%	0.00%	0.00%
CANADA	1,338,695	0.8700%	0.87%	0.00%
CHILE	41,624	0.0300%	0.03%	0.00%
CHINA	986	0.0000%	0.00%	0.00%
DINAMARCA	258,558	0.1700%	0.17%	0.00%
DOMINICA	403,499	0.2600%	0.23%	0.03%
EE.UU. (Bonos)	16,801,778	10.9400%	10.94%	0.00%
EE.UU. (GDN)	12,878,975	8.3800%	8.35%	0.03%
EMIRATOS ARABES	36,000	0.0200%	0.02%	0.00%
ESPAÑA	80,780	0.0500%	0.05%	0.00%
FRANCIA	248,454	0.1600%	0.16%	0.00%
HOLANDA	2,656,678	1.7300%	1.73%	0.00%
HONG KONG	30,742	0.0200%	0.02%	0.00%
INGLATERRA	9,015,913	5.8700%	5.79%	0.08%
IRLANDA	1,944,210	1.2700%	1.27%	0.00%
ISLAS CAYMAN	174,360	0.1100%	0.11%	0.00%
ISLAS VIRGENES BRITA	733	0.0000%	0.00%	0.00%
ITALIA	61,575	0.0400%	0.04%	0.00%
JAPON	215,804	0.1400%	0.14%	0.00%
KOREA DEL SUR	71,771	0.0500%	0.05%	0.00%
LUXEMBURGO	2,302,860	1.5000%	1.50%	0.00%
NEW ZELAND	1,740	0.0000%	0.00%	0.00%
PERU	99,153,747	64.5500%	62.77%	1.78%
SINGAPUR	2,061,050	1.3400%	1.34%	0.00%
SUECIA (SE)	253,843	0.1700%	0.17%	0.00%
Total	153,604,917	100.00%	98.08%	1.92%



TENENCIAS DE NO RESIDENTES

Bono	Stock total ^{1/} en unidades	No Residentes		
		Total (a+b)	Bonos Soberanos (a)	GDNs (b)
12AGO2024	4,237,954	1.56%	1.28%	0.28%
04ENE2026A	215,367	0.00%	0.00%	0.00%
12AGO2026	7,041,793	19.38%	12.24%	7.14%
12AGO2028	11,518,546	27.63%	12.29%	15.34%
12FEB2029	30,969	85.57%	85.57%	0.00%
12FEB2029E	17,933,761	36.29%	31.13%	5.16%
12AGO2031	18,747,734	37.77%	13.09%	24.68%
12AGO2032	19,890,832	50.26%	47.66%	2.60%
12AGO2033	16,807,678	49.57%	42.13%	7.44%
12AGO2034	15,940,351	56.94%	49.53%	7.41%
12AGO2037	19,279,701	24.97%	16.33%	8.64%
12AGO2040	10,765,720	25.52%	23.87%	1.65%
12FEB2042	5,032,973	16.28%	11.38%	4.90%
12FEB2055	3,254,274	8.27%	8.02%	0.25%
13OCT2024	884,246	15.32%	15.32%	0.00%
12FEB2030	76,800	0.00%	0.00%	0.00%
31ENE2035	910,968	3.32%	3.32%	0.00%
12FEB2040	228,000	0.00%	0.00%	0.00%
12AGO2046	424,000	0.00%	0.00%	0.00%
12FEB2054	383,250	0.00%	0.00%	0.00%
TOTAL	153,604,917	35.45%	28.33%	7.12%



^{1/} Stock en poder de tenedores Residentes y No Residentes

