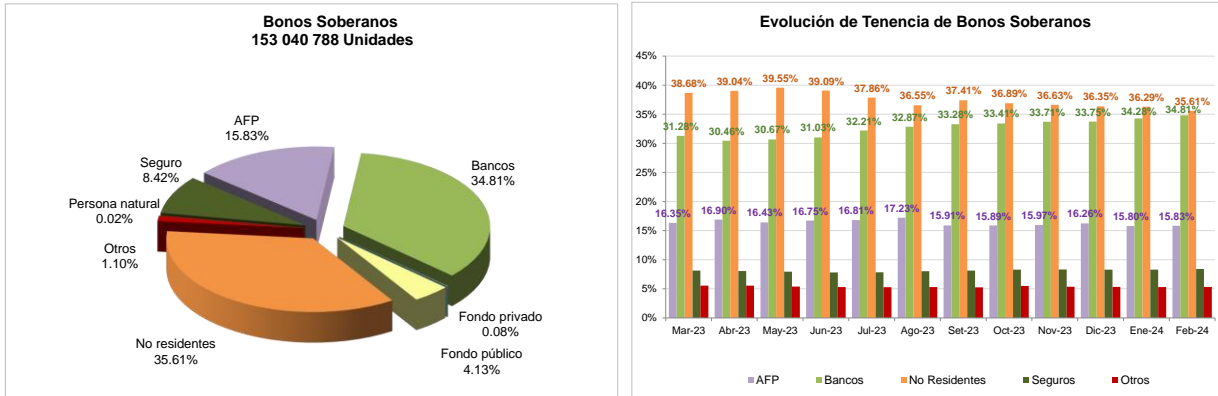


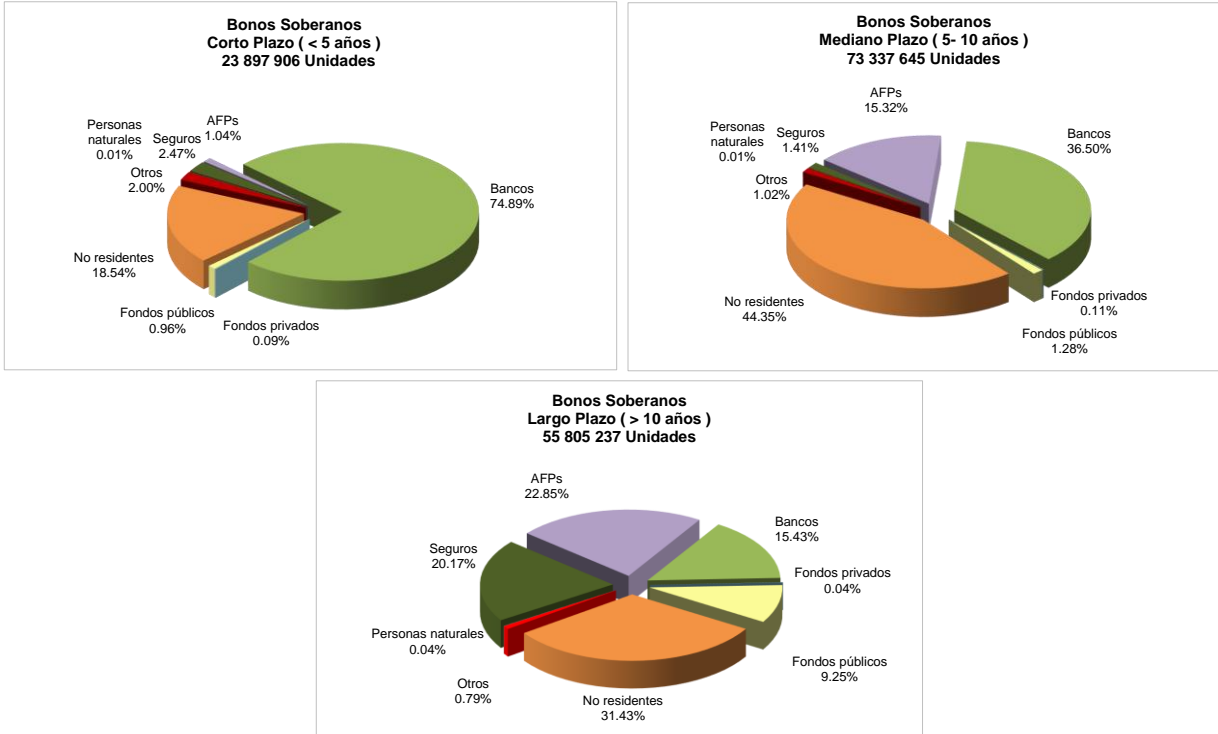


RESUMEN GENERAL DE TENENCIAS DE BONOS SOBERANOS Febrero de 2024

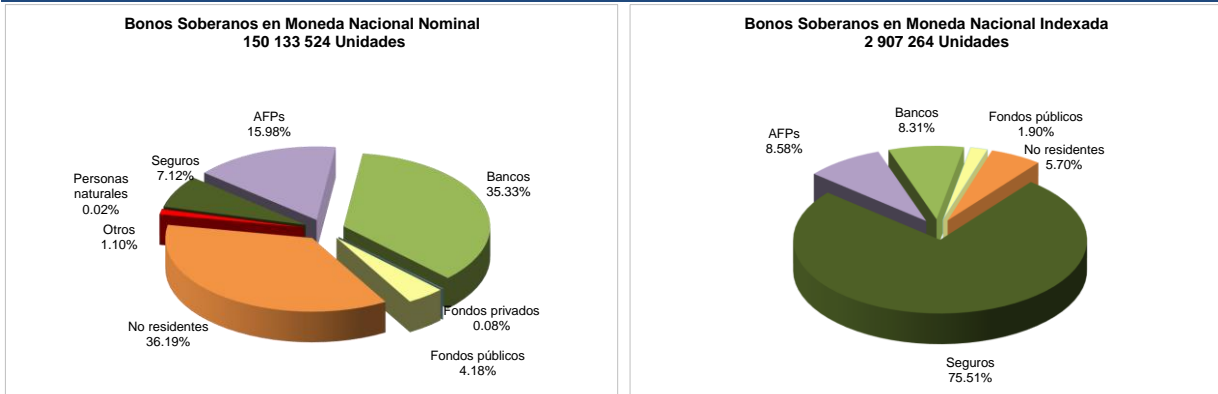
TENENCIAS POR INSTITUCIONES



TENENCIAS POR PLAZO



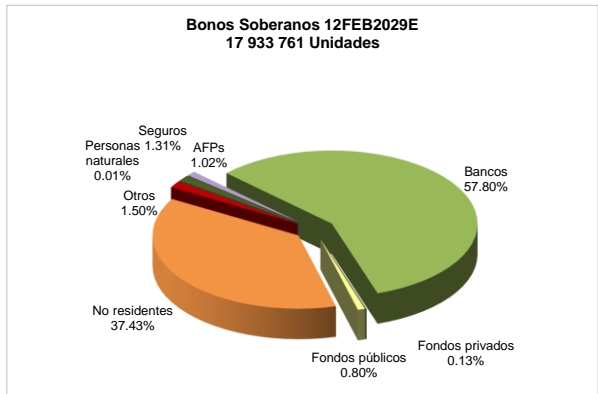
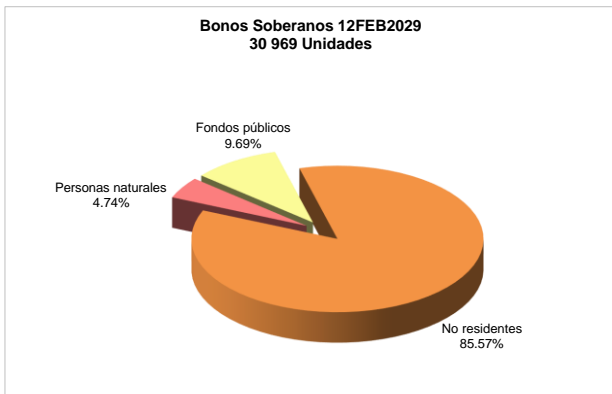
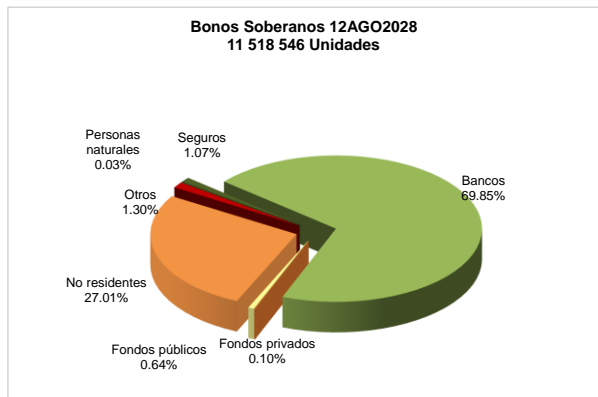
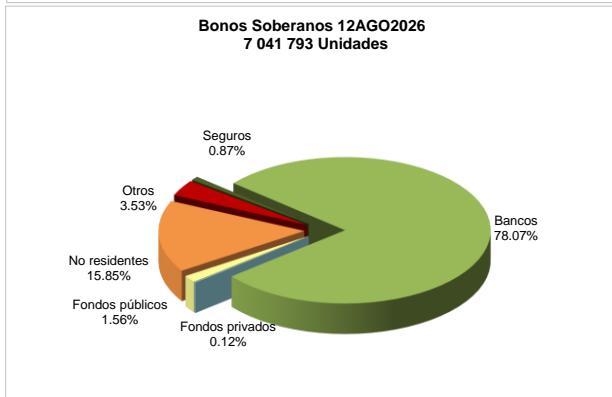
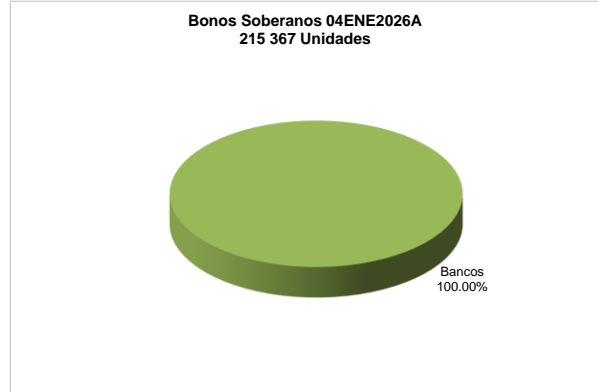
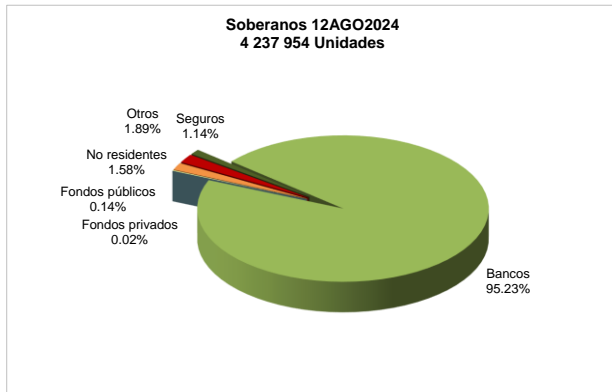
TENENCIAS POR BONOS EN MONEDA NACIONAL NOMINAL E INDEXADA





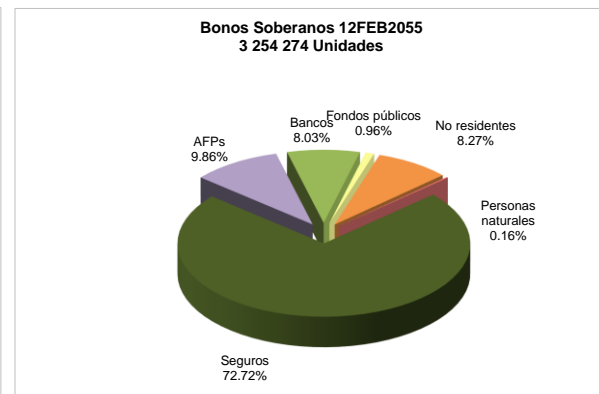
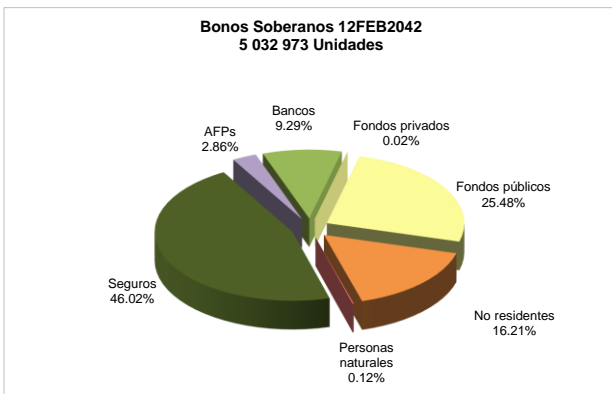
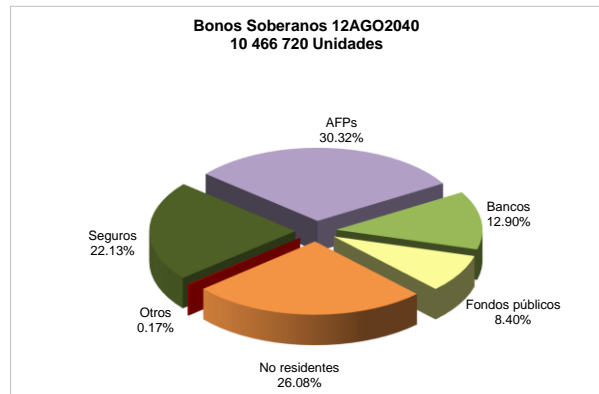
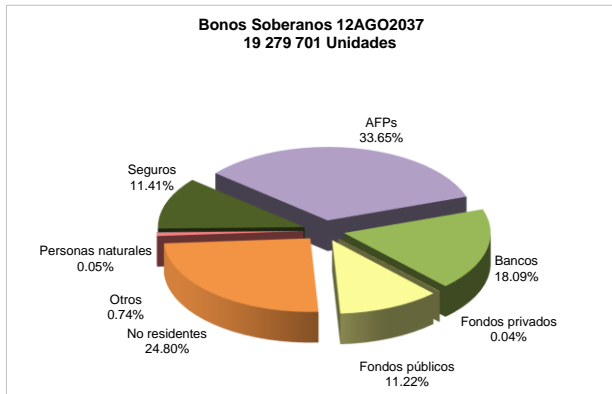
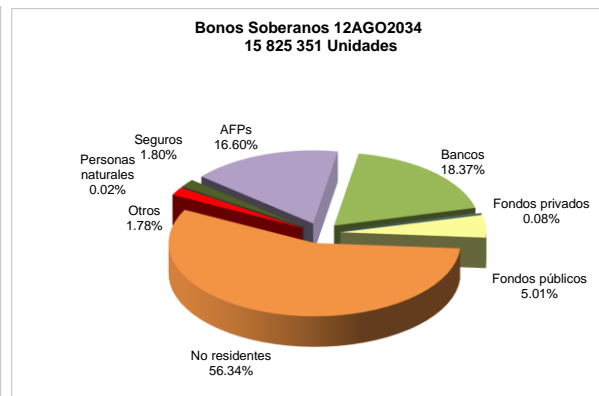
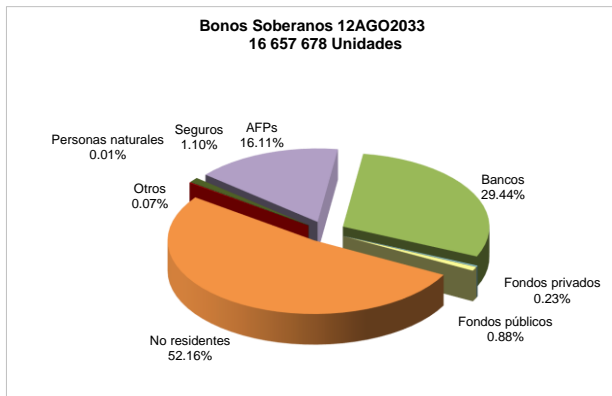
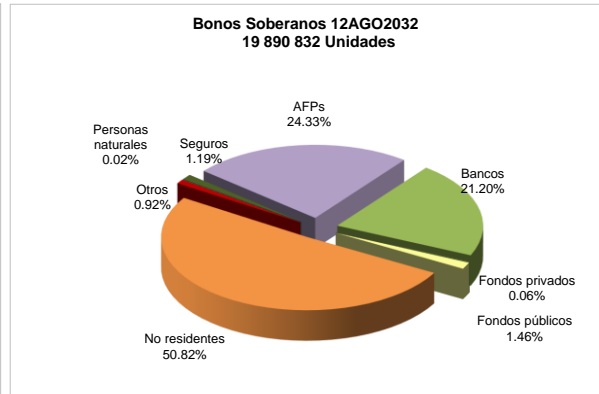
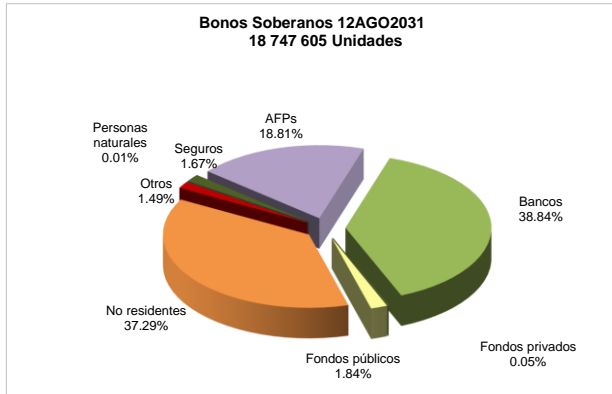
RESUMEN GENERAL DE TENENCIAS DE BONOS SOBERANOS Febrero de 2024

TENENCIAS POR BONOS EN MONEDA NACIONAL NOMINAL





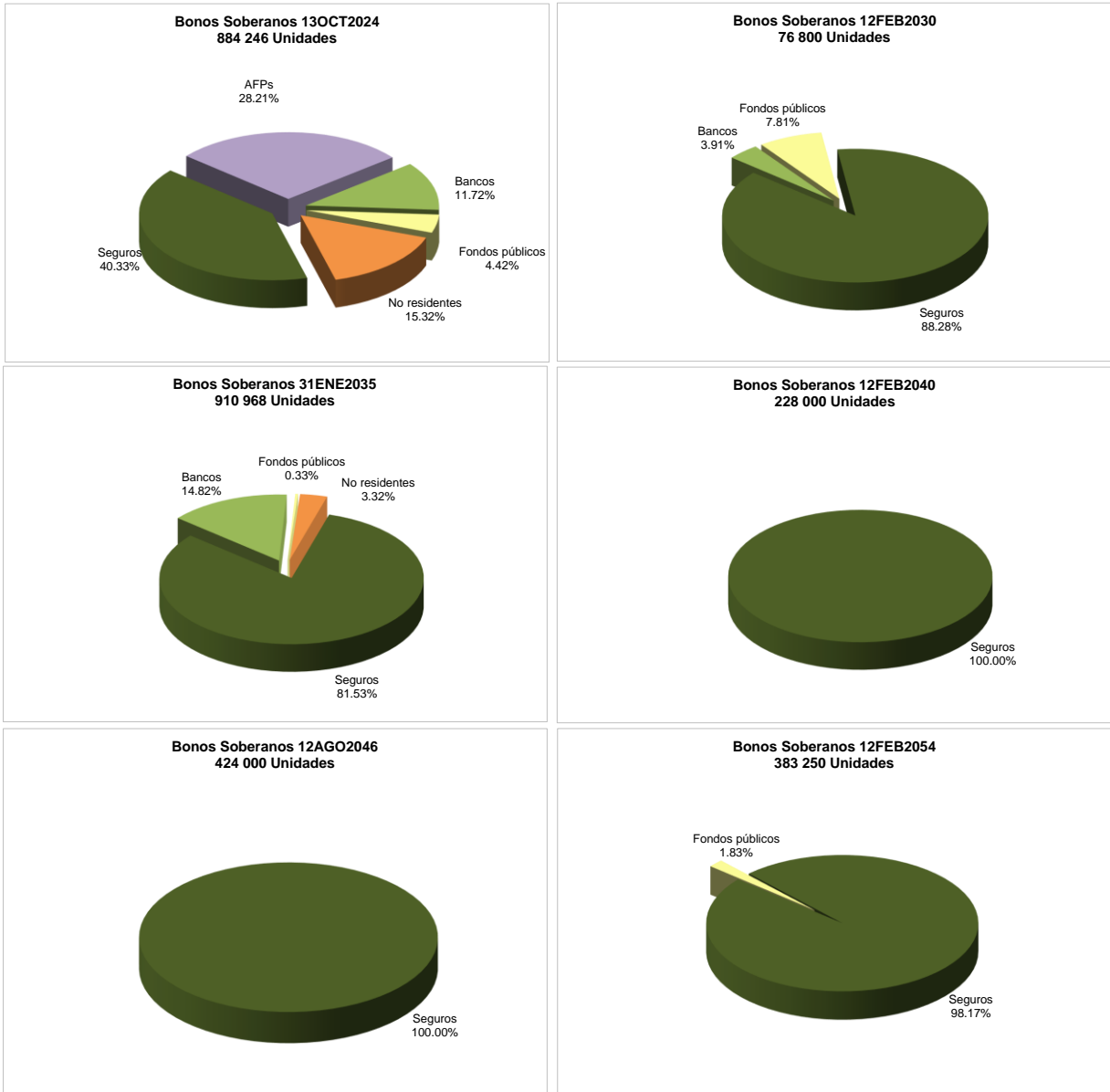
RESUMEN GENERAL DE TENENCIAS DE BONOS SOBERANOS Febrero de 2024





RESUMEN GENERAL DE TENENCIAS DE BONOS SOBERANOS Febrero de 2024

TENENCIAS POR BONOS EN MONEDA NACIONAL INDEXADA

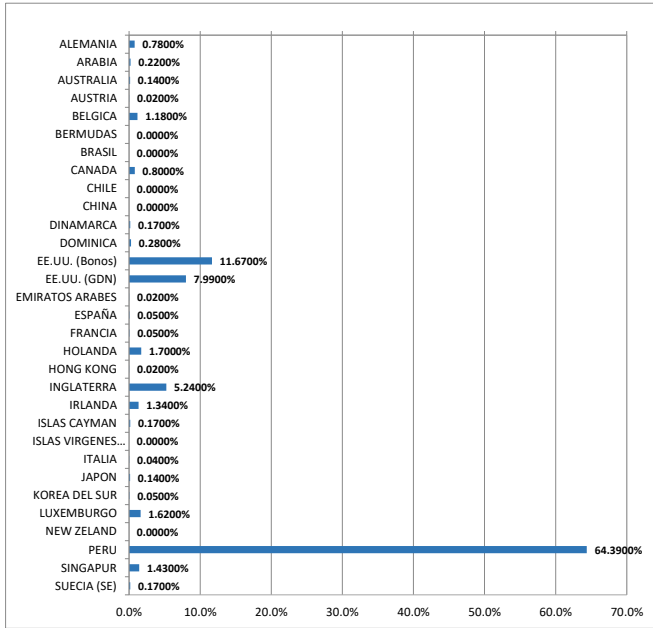




RESUMEN GENERAL DE TENENCIAS DE BONOS SOBERANOS Febrero de 2024

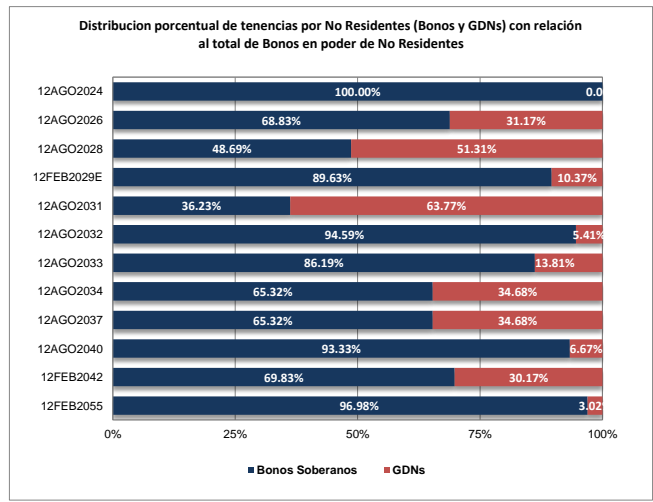
TENENCIAS SEGUN EL PAIS DE ORIGEN DEL TENEDOR

Países	Total Unidades	Total % (a+b)	Tasa Fija % (a)	Tasa VAC % (b)
ALEMANIA	1,190,349	0.7800%	0.78%	0.00%
ARABIA	343,025	0.2200%	0.22%	0.00%
AUSTRALIA	207,328	0.1400%	0.14%	0.00%
AUSTRIA	19,900	0.0200%	0.02%	0.00%
BELGICA	1,807,816	1.1800%	1.18%	0.00%
BERMUDAS	8	0.0000%	0.00%	0.00%
BRASIL	1,500	0.0000%	0.00%	0.00%
CANADA	1,230,505	0.8000%	0.80%	0.00%
CHILE	6,000	0.0000%	0.00%	0.00%
CHINA	986	0.0000%	0.00%	0.00%
DINAMARCA	256,649	0.1700%	0.17%	0.00%
DOMINICA	434,466	0.2800%	0.25%	0.03%
EE.UU. (Bonos)	17,864,284	11.6700%	11.67%	0.00%
EE.UU. (GDN)	12,220,411	7.9900%	7.96%	0.03%
EMIRATOS ARABES	36,000	0.0200%	0.02%	0.00%
ESPAÑA	81,422	0.0500%	0.05%	0.00%
FRANCIA	81,720	0.0500%	0.05%	0.00%
HOLANDA	2,596,309	1.7000%	1.70%	0.00%
HONG KONG	29,489	0.0200%	0.02%	0.00%
INGLATERRA	8,012,116	5.2400%	5.16%	0.08%
IRLANDA	2,048,450	1.3400%	1.34%	0.00%
ISLAS CAYMAN	267,661	0.1700%	0.17%	0.00%
ISLAS VIRGENES BRITA	733	0.0000%	0.00%	0.00%
ITALIA	61,575	0.0400%	0.04%	0.00%
JAPON	213,261	0.1400%	0.14%	0.00%
KOREA DEL SUR	72,246	0.0500%	0.05%	0.00%
LUXEMBURGO	2,475,914	1.6200%	1.62%	0.00%
NEW ZELAND	1,740	0.0000%	0.00%	0.00%
PERU	98,541,879	64.3900%	62.60%	1.79%
SINGAPUR	2,190,540	1.4300%	1.43%	0.00%
SUECIA (SE)	254,543	0.1700%	0.17%	0.00%
Total	153,040,788	100.00%	98.07%	1.93%



TENENCIAS DE NO RESIDENTES

Bono	Stock total ^{1/} en unidades	No Residentes		
		Total (a+b)	Bonos Soberanos (a)	GDNs (b)
12AGO2024	4,237,954	1.58%	1.30%	0.28%
04ENE2026A	215,367	0.00%	0.00%	0.00%
12AGO2026	7,041,793	15.85%	10.91%	4.94%
12AGO2028	11,518,546	27.01%	13.15%	13.86%
12FEB2029	30,969	85.57%	85.57%	0.00%
12FEB2029E	17,933,761	37.43%	33.55%	3.88%
12AGO2031	18,747,605	37.29%	13.51%	23.78%
12AGO2032	19,890,832	50.82%	48.07%	2.75%
12AGO2033	16,657,678	52.16%	44.73%	7.43%
12AGO2034	15,825,351	56.34%	48.56%	7.78%
12AGO2037	19,279,701	24.80%	16.20%	8.60%
12AGO2040	10,466,720	26.08%	24.34%	1.74%
12FEB2042	5,032,973	16.21%	11.32%	4.89%
12FEB2055	3,254,274	8.27%	8.02%	0.25%
13OCT2024	884,246	15.32%	15.32%	0.00%
12FEB2030	76,800	0.00%	0.00%	0.00%
31ENE2035	910,968	3.32%	3.32%	0.00%
12FEB2040	228,000	0.00%	0.00%	0.00%
12AGO2046	424,000	0.00%	0.00%	0.00%
12FEB2054	383,250	0.00%	0.00%	0.00%
TOTAL	153,040,788	35.61%	28.47%	7.14%



^{1/} Stock en poder de tenedores Residentes y No Residentes

